

CHC Enterprise Viewer Keyboard & Gesture Shortcuts

Available shortcuts


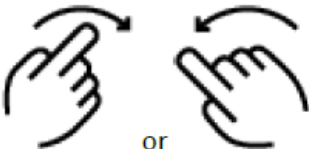

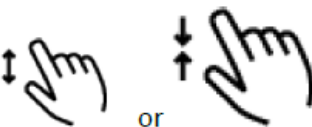

You can use keyboard and mouse shortcuts to perform tasks.

Task	Shortcut
Scroll through images	Wheel scroll
Move to the next or previous image	RIGHT ARROW or LEFT ARROW
Move to the next or previous series	S + RIGHT ARROW or S + LEFT ARROW
Zoom an image	CTRL + wheel scroll
Pan an image	CTRL + drag
Flip an image	SHIFT + H or SHIFT + V
Rotate an image	SHIFT + RIGHT ARROW or SHIFT + LEFT ARROW
Draw and measure linear distances	D
Draw and measure simple angles	SHIFT + A
Draw and measure Cobb angles	SHIFT + C
Adjust the window/level of an image	<ul style="list-style-type: none"> Window: right-click, hold, and drag right or left Level: right-click, hold, and drag up or down
Invert the image contrast	I
Copy an image	CTRL + C
Deactivate an image manipulation tool	ESC


CHC Enterprise Viewer Keyboard & Gesture Shortcuts

Multi-touch gestures

Use multi-touch gestures to perform the following tasks:

Task	Gesture
Scroll through images	Drag up or down 
Move to the next or previous image	Flick right or left 
Display images in full-screen mode -or- Exit full-screen mode	Double-tap 
Zoom an image	Stretch or pinch 
Pan an image	Two-finger drag 

CHC Enterprise Viewer
Keyboard & Gesture Shortcuts

Task	Gesture
Adjust the window/level of an image	<ul style="list-style-type: none">Window: three-finger drag right or left  <ul style="list-style-type: none">Level: three-finger drag up or down 