

2016 Community
Health Needs
Assessment

Bryn Mawr
Rehabilitation
Hospital

Prepared for:
Main Line Health

Prepared by:
Public Health Management
Corporation
Centre Square East
1500 Market Street
Philadelphia, PA 19102

Adopted: June 2, 2016
MLH Board of Governors

BRYN MAWR REHABILITATION HOSPITAL

COMMUNITY HEALTH NEEDS ASSESSMENT

PREPARED 2015

TABLE OF CONTENTS

| | |
|--|-----------|
| INTRODUCTION | 1 |
| COMMUNITY DEFINITION | |
| PREVIOUS NEEDS ASSESSMENT..... | 3 |
| PUBLIC HEALTH MANAGEMENT CORPORATION QUALIFICATION | 6 |
| PROCESS AND METHODS..... | 9 |
| DATA ACQUISITION AND ANALYSIS | 9 |
| PHMC SOUTHEASTERN PENNSYLVANIA HOUSEHOLD HEALTH SURVEY..... | 11 |
| U.S. CENSUS | 12 |
| VITAL STATISTICS | 12 |
| INFORMATION GAPS..... | 14 |
| DESCRIPTION OF THE CHNA AREA..... | 15 |
| COMMUNITY DEMOGRAPHICS | 15 |
| SOCIOECONOMIC INDICATORS..... | 17 |
| OVERALL MORTALITY AND CANCER MORTALITY AND INCIDENCE | 20 |
| OVERALL MORTALITY | 20 |
| CANCER MORTALITY | 22 |
| CANCER INCIDENCE..... | 23 |
| HEALTH STATUS | |
| SELF-REPORTED HEALTH STATUS | 24 |
| ACCIDENTAL INJURIES (TRAUMATIC BRAIN INJURIES, SPINAL CORD INJURIES, AND CONCUSSIONS) | 26 |
| SPECIFIC HEALTH CONDITIONS..... | 28 |
| OVERWEIGHT AND OBESITY | 28 |
| DIABETES | 29 |
| HYPERTENSION | 30 |
| ASTHMA | 30 |
| MENTAL AND BEHAVIORAL HEALTH | 31 |
| ACCESS AND BARRIERS TO HEALTH CARE..... | 33 |
| HEALTH INSURANCE STATUS | 33 |
| ECONOMIC BARRIERS | 35 |
| PRIMARY CARE | 36 |

| | |
|--|------------|
| RECOMMENDED SCREENINGS | 37 |
| PRIMARY CARE | 37 |
| DENTAL VISIT | 37 |
| BLOOD PRESSURE | 38 |
| COLONOSCOPY | 38 |
| PAP SMEAR TEST | 38 |
| MAMMOGRAM | 38 |
| PSA OR RECTAL EXAMS FOR PROSTATE CANCER | 38 |
| HEALTH BEHAVIORS | 39 |
| NUTRITION | 39 |
| EXERCISE | 39 |
| TOBACCO USE | 39 |
| SOCIAL CAPITAL AND NEIGHBORHOODS | 40 |
| HEALTH NEEDS OF SPECIAL POPULATIONS | 41 |
| EXISTING HEALTH CARE RESOURCES | 43 |
| UNMET NEEDS AND IDENTIFICATION PROCESS | 45 |
| APPENDIX A: PHMC’S COMMUNITY AND POPULATION ASSESSMENTS | 47 |
| APPENDIX B: U.S. CENSUS TABLES | 50 |
| APPENDIX C: VITAL STATISTICS TABLES | 54 |
| APPENDIX D: HOUSEHOLD HEALTH SURVEY TABLES | 66 |
| APPENDIX E: CONCUSSIONS AND BRAIN INJURIES | 75 |
| APPENDIX F: LISTS OF COMMUNITY RESOURCES | 78 |
| APPENDIX G: STATISTICAL TESTING | 116 |
| APPENDIX H: MAJOR TOPIC AREAS | 119 |

INTRODUCTION

The **purpose** of the needs assessment is to **identify and prioritize community health needs** so that the hospital can develop strategies and implementation plans that benefit the public as well as satisfy the requirements of the Affordable Care Act.

This report summarizes the results of an assessment of the health status and unmet health care needs of residents of Bryn Mawr Rehabilitation Hospital's (BMRH's) CHNA area.

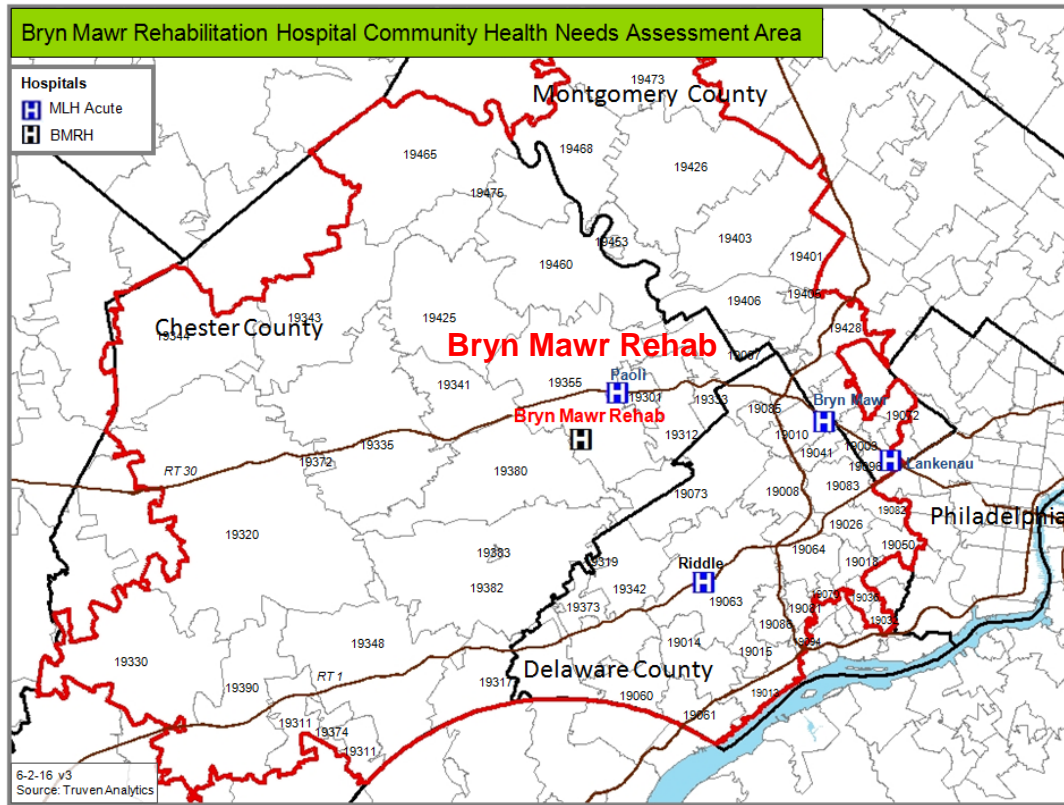
- BMRH is a specialized rehabilitation hospital located in Malvern, PA, and is a part of Main Line Health's (MLH's) network of hospitals and health centers in the Philadelphia area.
- The needs assessment was conducted by Public Health Management Corporation, a private non-profit public health institute.

COMMUNITY DEFINITION

The community (2015 Pop. 1,196,023) for purposes of this needs assessment was defined as the residents of **the Zip codes where 75% of the hospital's discharges originate.**

The Bryn Mawr Rehabilitation Hospital campus is located in Malvern, Chester County, Pennsylvania. BMRH has outpatient facilities throughout the western Philadelphia suburbs. The hospital's focus is to help patients regain their independence no matter how catastrophic the illness or injury, and it provides numerous outpatient, in- patient, and specialty services to meet the needs of this target population.

The community (2015 Pop. 1,196,023) for purposes of this needs assessment was defined as residents of the Zip codes where 75% of the hospital's discharges originate (Map 1).



The Bryn Mawr Rehabilitation Hospital CHNA Area includes the following Zip codes:

| Zip Code | Post Office Name | Zip Code | Post Office Name | Zip Code | Post Office Name |
|----------|------------------|----------|------------------|----------|------------------|
| 19003 | Ardmore | 19083 | Havertown | 19372 | Thorndale |
| 19008 | Broomall | 19085 | Villanova | 19373 | Thornton |
| 19010 | Bryn Mawr | 19086 | Wallingford | 19374 | Toughkenamon |
| 19013 | Chester | 19087 | Wayne | 19380 | West Chester |
| 19014 | Aston | 19094 | Woodlyn | 19382 | West Chester |
| 19015 | Brookhaven | 19096 | Wynnewood | 19383 | West Chester |
| 19018 | Clifton Heights | 19301 | Paoli | 19390 | West Grove |
| 19026 | Drexel Hill | 19311 | Avondale | 19401 | Norristown |
| 19032 | Folcroft | 19312 | Berwyn | 19403 | Norristown |
| 19036 | Glenolden | 19317 | Chadds Ford | 19405 | Bridgeport |
| 19041 | Haverford | 19319 | Cheyney | 19406 | King of Prussia |
| 19050 | Lansdowne | 19320 | Coatesville | 19425 | Chester Springs |
| 19060 | Garnet Valley | 19330 | Cochranville | 19426 | Collegeville |
| 19061 | Marcus Hook | 19333 | Devon | 19428 | Conshohocken |
| 19063 | Media | 19335 | Downingtown | 19453 | Mont Clare |
| 19064 | Springfield | 19341 | Exton | 19460 | Phoenixville |
| 19070 | Morton | 19342 | Glen Mills | 19465 | Pottstown |
| 19072 | Narberth | 19343 | Glenmoore | 19468 | Royersford |
| 19073 | Newtown Square | 19344 | Honey Brook | 19473 | Schwenksville |
| 19081 | Swarthmore | 19348 | Kennett Square | 19475 | Spring City |
| 19082 | Upper Darby | 19355 | Malvern | | |

This area, covering parts of three counties, is very diverse with some residents experience challenges in staying healthy and finding health care.

There are health care needs challenges in the CHNA areas of all MLH hospitals (acute care and BMRH). For example,

- Lankenau Medical Center serves a large economically disadvantaged population, with particular health needs;
- Paoli Hospital fulfills its mission to help those in need by working with two local community health providers;
- All hospitals serve a rapidly aging population; Riddle Hospital has seven large Continuing Care Retirement Communities (CCRCs) in its CHNA area;
- Finding reliable and affordable public transportation for those needing such services, particularly seniors, in the Bryn Mawr Rehabilitation CHNA area.

This area was chosen as the community for the purposes of this assessment because it is the source for three-quarters of Bryn Mawr Rehabilitation Hospital's patients, and it includes populations who face economic, racial, cultural, and social barriers to health care as well as those who do not.

In 2013, the hospital adopted a community health needs assessment of a similar CHNA area. The Main Line Health hospitals (acute care and BMRH) have not received any public comments since the previous CHNAs were adopted. The essential findings from that needs assessment are summarized below.

PREVIOUS NEEDS ASSESSMENT

2013 needs assessments by the MLH hospitals used data from PHMC's 2012 Household Health Survey, the U.S. Census, PA vital statistics, and other information to identify the following priority community health needs:

- | | | |
|-------------------------|----------------------|---------------------|
| • Pediatric Care; | • Lung disease; | • Cost of |
| • Uninsured; | • Senior Health; | Prescriptions; and |
| • Overweight and | • Behavioral Health; | • Cultural |
| Obesity; | • Injury Prevention; | Diversity/Disparity |
| • Cardiovascular Health | • Dental Health; | of Care. |
| / Stroke; | • Asthma; | |
| • Cancer; | • Arthritis; | |

These needs were identified as priorities by using the following criteria:

1. The health indicator is at lower performance than the regional, state and national benchmark, or the HP 2020 target (HP 2020);
2. The health indicator reflects a national focus for improvement;

3. There are community stakeholder interests in the health indicator; and/or
4. A special population was identified that warrants additional services.

As a result of the 2013 CHNA, the MLH hospitals had a positive impact in FY 2014 and 2015 on the specific needs identified by the needs assessment for their community, reaching approximately 68,000 lives each year, as shown in the charts below.

FY14 Lives Touched by MLH Community Services Departments' Events

| MLH Priority and Goal Site | Event Count | Lives Reached |
|---|--------------------|----------------------|
| MLH Acute Hospital Event & Program Total | 851 | 38,612 |
| LMC - Other CHNA-Related Work | 6 | |
| PH - Other CHNA-Related Work | 15 | |
| MLH Acute Hospital - Other CHNA-Related Work | 21 | 0 |
| BMRH - Cruisin' Smart | 97 | 28,498 |
| BMRH - Other CHNA-Related Work | 51 | 1,777 |
| MLH Total | 1,020 | 68,887 |

FY15 Lives Touched by MLH Community Services Departments' Events

| MLH Priority and Goal Site | Event Count | Lives Reached |
|---|--------------------|----------------------|
| MLH Acute Hospital Event & Program Total | 939 | 42,911 |
| BMRH - Cruisin' Smart | 102 | 21,998 |
| BMRH - Other CHNA-Related Work | 51 | 1,526 |
| MLH Total | 1,092 | 66,435 |

Source: MLH Community Health Services Database - Summary Reports, FY14 & FY15

The MLH hospitals impacted some of the health needs identified by the 2013 CHNA, as follows:

- The Community Services Departments and MLH clinical staff at the five MLH hospitals held over 2,100 CHNA Implementation Plan related events that touched over 135,500 lives during FY14 and FY15.
- Events include healthcare screenings, a variety of education presentations for school children, seniors and community residents, Cruisin' Smart automobile injury prevention events, healthcare clinic interventions, and counseling sessions.
- Over 7,000 of these touch points involved residents of West Philadelphia.
- Specifically, the the CHNA Implementation Plan activities impacted the CHNA communities -

Progress in overweight and obese children (age 6+). Paoli Hospital has held over 65 presentations promoting awareness and education on healthy eating / nutrition and promoting physical activity has reached 3,100+ persons in all age groups including parents and school age children. The PHMC 2015 community health database indicates that the percent of overweight and obese children in Chester County declined in 2015 after years of increases.

Addressing disparities of care. Main Line Health on May 28, 2015 held its 4th annual "Healthcare Disparities Colloquium." In 2015, there was a presentation on Disparities in Long Acting Reproductive Contraceptives (LARC); LARC is identified priority of the Philadelphia Department of Public Health. The Lankenau Medical Center is addressing this disparity in care in its OB Clinic by offering free LARC to qualified women.

Taking care of the uninsured. Overall the suburban zip codes in the MLH hospitals' CHNA areas are affluent and generally healthy. Pockets of low income, disfranchised and under-served persons exist. Paoli Hospital has provided over \$30M in charity care and has reimbursed specialists \$650K for services rendered to patients of The Phoenixville Clinic and Community Volunteers in Medicine (West Chester) in FY14 and FY15.

Innovative Community Health Partnership (Lankenau Medical Center and The Food Trust). The Food Trust is working with Lankenau's primary and specialty physicians who serve uninsured and under-insured individuals in the Philadelphia region. The program provides eligible patients with \$6 worth of Philly Food Bucks that they can redeem for fresh fruits and vegetables at any Food Trust farmer's market. Lankenau has funded three farmer's markets. At each market, Lankenau health educators provide shoppers with free nutrition information, health screenings and family wellness activities. This program is bridging the gap between primary care and healthy food access in the community. Each Food Buck is linked to a patient so health improvement can be measured by Lankenau providers.

Primary care counseling and education related to nutrition or weight. The MLH Obesity Workgroup created and distributed a weight and wellness resource guide for MLH physicians. The guide lists resources available for patients needing guidance on healthy eating and/or weight loss.

Improving the quality of life of cancer patients (BMH priority). BMH partnered with Yellow Daffodils to offer a free Bra Fitting Clinic (March 2015) for women who have

undergone breast cancer surgery. Each session space in FY15 was filled. Several participants came back to therapy for additional support.

The MLHS has a system-wide initiative regarding diversity and inclusion and reducing disparities in healthcare that may exist in its CHNA areas. Cultural awareness and competence improves the quality of care and health outcomes. Each hospital has a Diversity & Inclusion Work Group that focuses on fostering diversity and inclusion across the campus. Hospitals continue to address any needs of sub-populations in their CHNA areas. MLH sponsors an annual “Healthcare Disparities Colloquium” where research on disparities and opportunities to address them are presented to MLH employees and medical staff.

Become an expert resource in injury prevention and good health (BMRH). Bryn Mawr Rehabilitation Hospital has developed a twelve topic “Keeping You Healthy” education series (including *Become Stroke Savvy*, *Safe Driving for Seniors* and *Concussions and Sports*). Over 60 presentations were made to senior centers, community groups and school staff.

Cruisin’ Smart™ is an award winning program developed and sponsored by BMRH. The program takes a peer-to-peer approach to educating students on the dangers of impaired and distracted driving. BMRH sponsored 200 assemblies, reaching over 50,000 students in FY14 & FY15. Paoli Hospital and Riddle Hospital sponsor “mock crashes” at several high schools each year in conjunction with the BMRH program; the “mock crash” adds a reality impact to the program. Programs are held around prom time each year. It is difficult to measure the lives saved/traumatic injuries prevented by this program; however, there are anecdotal reports of students being impacted positively by the program.

This current needs assessment of the BMRH, conducted by Public Health Management Corporation, builds upon these previously identified unmet health needs using more recent data from most of the same sources to review the 2015 health needs and priorities of the community.

PUBLIC HEALTH MANAGEMENT CORPORATION QUALIFICATIONS

PHMC uses best practices **to improve community health** through direct service, partnership, innovation, policy, research, technical assistance, and a prepared workforce.

Public Health Management Corporation (PHMC) is a 501(c)(3) non-profit corporation that was founded in 1972 to address problems in the organization and delivery of health and social services. PHMC is a public health institute that creates and sustains healthier communities and envisions a healthy community for all.

- In 2012, PHMC completed 28 Community Health Needs Assessments for many of Southeastern Pennsylvania's non-profit hospitals, and has been assessing the health needs of the community since 1972. For a comprehensive list of completed assessments, see Appendix A.
- PHMC's Community Health Data Base is uniquely qualified to provide comprehensive CHNA services to not-for-profit hospitals. It is the only public health institute in Pennsylvania, has many years' experience collaborating with health care stakeholders, and can facilitate the participation of these diverse groups as required by the ACA.
- PHMC staff are public health experts who have conducted many CHNAs over the past twenty years for hospitals, health departments, insurers, foundations, and other non-profits.

PHMC's CHNA qualifications also include developing and maintaining the Southeastern Pennsylvania Community Health Data Base (www.CHDBdata.org).

- The CHDB provides an unmatched set of information on local community health needs that can be used to develop focused findings supported by reliable data. These data can also be used in developing priorities and rationales for strategic plans that are ACA compliant.

The biennial SEPA Household Health Survey collects information on more than 13,000 residents (children, adults, and seniors) living in the five-county SEPA region. The survey is the longest running community health survey in the United States, as well as one of the largest regional surveys of its kind.

Francine Axler and Lisa R. Kleiner are the co-directors of the Community Health Needs Assessments.

Francine Axler, Executive Director, Community Health Data Base. Since 1989, Francine has been actively involved in the field of public health and health promotion, specifically in the collection and dissemination of health status, health behaviors, and utilization of health services data for residents of Southeastern Pennsylvania. Francine is particularly focused on teaching health and human service providers how to utilize community level health data to develop needed, effective and targeted health promotion programs for vulnerable populations. Francine directs PHMC's Community Health Data Base. She has a degree in sociology and a graduate degree in public health education.

Lisa Kleiner, Manager of Operations, Community Health Data Base. For the past twenty-eight years, Lisa has worked on a broad range of evaluation, research, and technical assistance projects. Lisa has conducted and coordinated over 50 population and community needs assessments focusing on older adults, racial/cultural minorities, persons with behavioral health needs, homeless families, maternal and child health and other at-risk groups and communities. In addition to this expertise, Lisa has provided training and technical assistance to over 200 organizations to enable them to build their capacity to define and measure program outcomes and impact, tailoring the technical assistance to the specific needs of the organization and staff. Lisa has a law degree and a graduate degree in social work.

PROCESS AND METHODS

The five steps in the needs assessment process were:

1. defining the community;
2. identifying existing primary and secondary data and data needs;
3. collecting primary and secondary data;
4. analyzing data; and
5. preparing a written narrative report.

The data acquisition and analysis, community discussions, and information gaps are described in more detail below.

DATA ACQUISITION AND ANALYSIS

A total of **2,921 interviews were conducted with adults** residing in the BMRH CHNA area, including 687 adults age 65 and over and 1,099 households with a selected child under the age of 18.

Both primary and secondary and quantitative and qualitative data were obtained and analyzed for this needs assessment.

- Obtaining information from multiple sources, known as triangulation, helps provide context for information and allows researchers to identify results which are consistent across more than one data source.

Quantitative information from:

- the 2013 American Community Survey, and 2015 and 2020 Nielsen-Claritas Pop-Facts;
- Pennsylvania Health Department vital statistics on births, deaths, communicable diseases, and cancer incidence (2008-2012 and 2009-2012);
- PHMC's 2015 Southeastern Pennsylvania Household Health Survey;
- a 2015 mail survey of school nurses in SEPA (n=31); and
- a 2015 electronic mail survey of MLH physicians (n=45)

were analyzed for the hospital's CHNA area using the Statistical Program for Social Sciences (SPSS).

Frequency distributions were produced for variables for multiple years of data so trends over time could be identified and described. In addition, for Household Health Survey measures, tests of significance were conducted comparing the CHNA area to HHS results for Southeastern Pennsylvania to objectively identify and prioritize unmet needs.

In addition, quantitative data for BMRH's CHNA area from the HHS was compared to health objectives for the United States from HP 2020, and to data collected for Pennsylvania from the Center for Communicable Diseases' 2014 Behavioral Risk Factor Surveillance Survey.

Qualitative information. PHMC also collaborated with MLH and BMRH to identify individuals living and/or working in the communities in the hospital's CHNA areas who could provide input on the needs assessment as community members, public health experts, and as leaders or persons with knowledge of underserved racial minorities, low income residents, and/or the chronically ill.

- The hospital, MLH, and PHMC worked together to obtain meeting venues, contact potential participants, and encourage attendance.
- Meeting participants were not compensated.
- Participants who could not attend were invited to send written comments, and these were incorporated into the report.
- Input from the community meeting participants, including county and local health department officials and public health experts, was used to further identify and prioritize unmet needs, local problems with access to care, and populations with special health care needs.
- Input from a community town hall meeting of BMRH leaders with expertise in dealing with rehabilitation patient needs.

Qualitative information from the community meetings was analyzed by identifying and coding themes common to participants, and also themes that were unique.

- This information was organized into major topic areas related to health status, access to care, special populations, and unmet needs.

In addition, informational interviews were conducted with school officials involved in a safe driving program sponsored by MLH, BMRH, and State Farm Insurance Company.

The information from this needs assessment will be used by BMHR and MLH to develop a community health implementation plan in collaboration with local health departments, MLH, and other area hospitals.

These data sources are described in more detail in the next section.

PHMC SOUTHEASTERN PENNSYLVANIA HOUSEHOLD HEALTH SURVEY

The 2015 Southeastern Pennsylvania Household Health Survey questionnaire examines health status and utilization of, and access to, health care among adults and children in the five-county area of Bucks, Chester, Delaware, Montgomery and Philadelphia Counties.

- The survey was conducted through telephone interviews with people 18 years of age and older living in 10,018 households in Southeastern Pennsylvania.
- A total of 2,009 cell phone interviews were conducted with adults in the five county area. Cell phone respondents received the same survey questionnaire as landline respondents.

The survey includes many questions that have been administered and tested in national and local health surveys:

- National Center for Health Statistics (NCHS) for the National Health Interview Survey (NHIS);
- The Behavioral Risk Factor Surveillance System (BRFSS);
- The California Women's Health Survey;
- The Social Capital Community Benchmark Survey (Kennedy School of Government, Harvard University); and
- The Survey on Childhood Obesity (Kaiser Family Foundation/San Jose Mercury News).

Households in each of the five counties were selected to guarantee representation from all geographic areas and from all population subgroups. When needed, the interviews were conducted in Spanish.

The survey was administered for PHMC by Abt/SRBI, Inc., a research firm in New York City, between December 2014 and March 2015.

The final sample of interviews is representative of the population in each of the five counties so that the results can be generalized to the populations of these counties.

Within each selected household with more than one eligible adult, the Last Birthday Method was used to select the adult who last had a birthday as the respondent for the interview (with the exception of the cell phone sample).

- In households with children, the child under age 18 who most recently had a birthday was selected as the subject of the child interview.
- The survey incorporates over-samples of people ages 60-74 and 75 and older to provide a sufficient number of interviews for separate analyses of the responses of people in these subgroups.

U.S. CENSUS

This report includes data on the characteristics of hospital CHNA area residents, and residents of Bucks, Chester, Delaware, Montgomery, and Philadelphia Counties for the years 2013, 2015 and 2020. Data from the 2010 U.S. Census, estimates from the 2013 and 2015 American Community Survey, and the Nielsen-Claritas Pop-Facts Database for 2020 projections were also used. The Nielsen-Claritas Pop-Facts Database uses an internal methodology to calculate and project socio-demographic and socioeconomic characteristics for non-census years, relying on the U.S. Census, the Current Population Survey, and the American Community Survey.

VITAL STATISTICS

The most recent information on deaths for residents of the hospital CHNA area and Southeastern Pennsylvania was obtained from the Pennsylvania Department of Health, Bureau of Health Statistics and Research.

- Four year (2008-2012) annualized average rates for mortality were calculated by PHMC.
- Mortality rates were age-adjusted using the Direct Method and the 2000 U.S. standard million population.

The most recent (2014) morbidity¹ information and on rates of cancer incidence for 2009-2012 was also obtained from the Pennsylvania Department of Health, and rates were calculated by PHMC.

The denominators for all 2008-2012 vital statistics rates for the county and state were interpolated from the 2010 U.S. Census and the 2015 American Community Survey.

Community and Individual Meetings

The MLH acute care hospitals and Bryn Mawr Rehabilitation Hospital consulted with 53 community members in six separate meetings to gain input for identifying community health needs, determine which were most significant, and prioritize them. These community members included local government, public health experts, and members and representatives of medically underserved, low-income, and minority populations. Participants to the meetings were identified by MLH staff working with PHMC, and invited by mail or electronic mail to attend a meeting one of the counties in the MLH

¹Information on HIV and AIDS cases are not available at the ZIP code level and, therefore, rates are presented for the county only.

CHNA area. MLH also consulted individually with members of local health departments (Philadelphia, Montgomery, and Chester Counties).

Community representatives included the following agencies who serve the medically underserved and low income and minority populations.

Medically underserved, low income, and minority populations

American Cancer Society
Eldernet
Jewish Family & Childrens' Services
Montgomery County Community Action Development Commission
The Clinic Healthcare for the Uninsured
Tel Hai Retirement Community
Fair Acres County SNF
Riddle Village CCRC
Children and Adult Disability and Educational Services
Easter Seals Southeastern PA Partners
Episcopal Community Services
Philadelphia Corporation for Aging
State Farm Insurance, Community Field Specialist
Rails to Trails Conservancy
School District of Philadelphia Registered Nurse
Philabundance
North Penn Community Health Foundation

Community Meeting participants also included representatives of local government. Many political leaders, including Philadelphia City Council members, who could not attend were asked to send in their written comments.

Local Government

Township of Newtown
Marple Township EMS
Edgmont Township
Delaware County Office of Aging Services

Finally, the public health experts listed below shared information in individual interviews on the most important public health care needs, and their priorities for the Main Line Health CHNA area.

Public Health Experts

Montgomery County Health Department
Chester County Health Department
Philadelphia County Department of Public Health
Delaware County Medical Society
Chester County RoadMAPP to Health

The community meetings were held in the following locations:

- Lankenau Medical Center (Montgomery and Philadelphia Counties);
- Riddle Hospital (Delaware County); and
- Exton Mall (Chester County).

A community town hall meeting was held at:

- Bryn Mawr Rehabilitation Hospital (Chester County).

Meetings were held between June and September, 2015. The meetings were guided by a set of written questions that focused on participants' perceptions of the most important physical and behavioral health problems in the area, programs that successfully address these issues, gaps in services, barriers to care, vulnerable and underserved populations, and how to best reach individuals in the community. The input from these meetings is summarized in each section of this report, as pertinent.

INFORMATION GAPS

Quantitative information for socioeconomic and demographic information, vital statistics, and health data was available at the ZIP code level for the CHNA area. To fill potential gaps in information, these data were supplemented by detailed information about the CHNA area obtained from community meetings.

The next section describes the characteristics of the residents of the CHNA area.

DESCRIPTION OF THE CHNA AREA

The population of the BMRH CHNA area is **relatively homogeneous**, but areas of economic, ethnic, racial, and linguistic diversity exist in each county served.

COMMUNITY DEMOGRAPHICS

This assessment includes a description of demographic and socioeconomic characteristics of the residents of the CHNA area, because these characteristics are strong indicators of access to health care and good health. (For U.S. Census Tables, please see Appendix B).

POPULATION SIZE

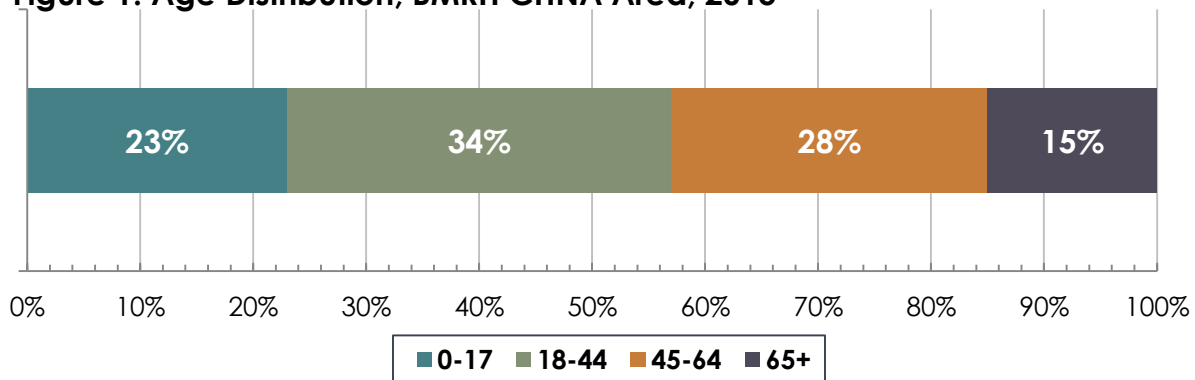
The total population of the CHNA area was approximately 1,196,000 residents in 2015.

- This CHNA area is experiencing population growth—between 2010 and 2015, the population increased 2.1% from about 1,170,900 residents in 2010.
- The CHNA area's population is projected to continue to increase an additional 2.0% between 2015 and 2020 to 1,219,700 residents.

AGE

Nearly one-quarter of CHNA area residents (23%) are between the ages of 0-17, one in three (34%) are 18-44, more than one-quarter (28%) are 45-64, and 15% are 65 or older (18% in 2020).

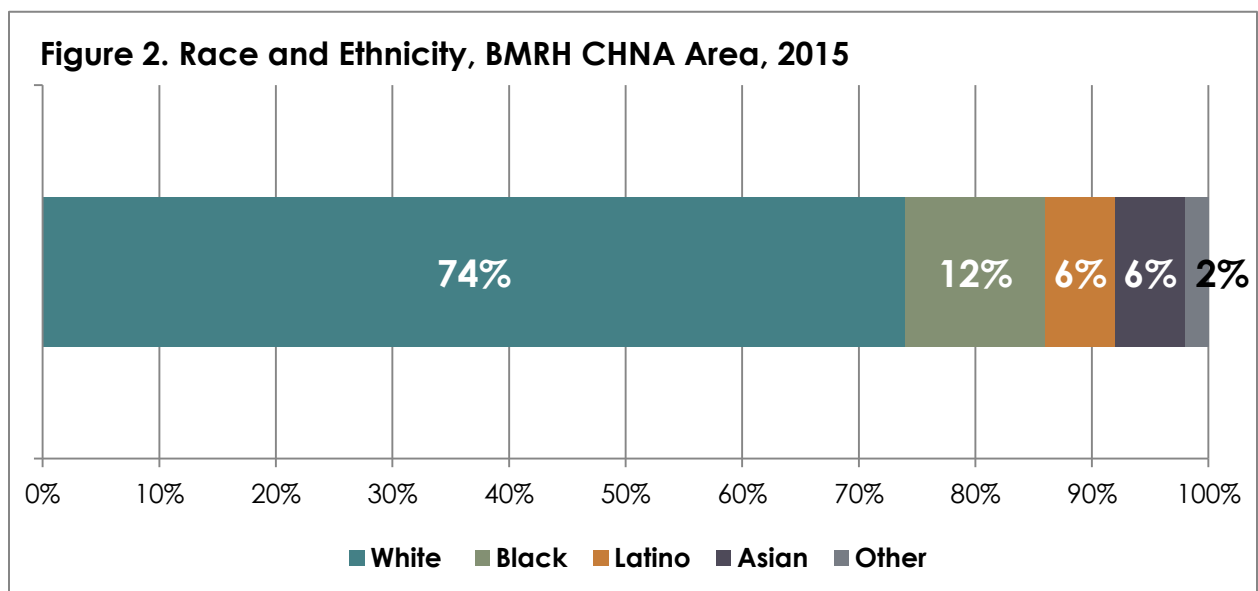
Figure 1. Age Distribution, BMRH CHNA Area, 2015



Source: Nielsen-Claritas Pop-Facts Database and 2010 U.S. Census

Almost three-quarters of CHNA area residents are White (74%). About one in eight residents are Black (12%). About 14% of the residents of the area are either Asian (6%), Latino (6%), or an “other” race/ethnicity (2%).

- The percentage of residents in the CHNA area who identify as non-White increased slightly between 2010 and 2015; these changes are projected to continue through 2020.



Source: Nielsen-Claritas Pop-Facts Database and 2010 U.S. Census

LANGUAGE SPOKEN AT HOME

The overwhelming majority of residents in the CHNA area (87%) speak English at home;

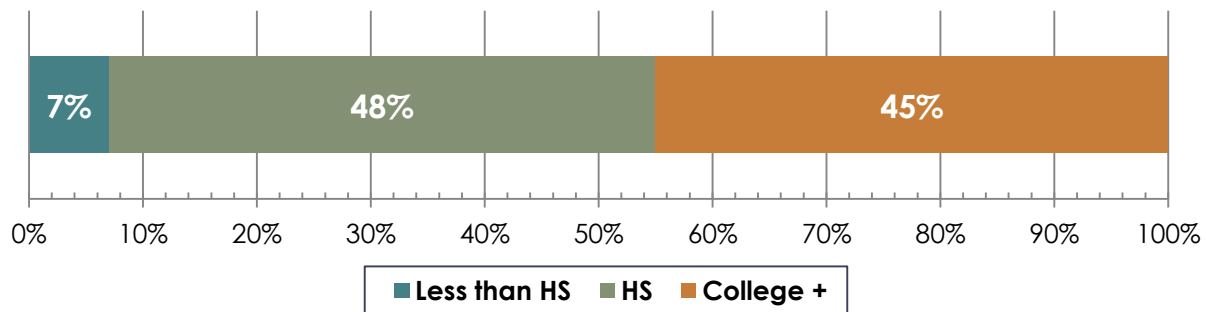
- 3% speak an Asian language;
- 4% speak Spanish; and
- 6% speak another language.

SOCIOECONOMIC INDICATORS

EDUCATION

Nearly one-half of residents of the CHNA area age 25 and over (48%) graduated from high school, nearly one-half (45%) has a college degree or more, and 7% did not graduate from high school.

Figure 3. Education Distribution, BMRH CHNA Area, 2015



Source: Nielsen-Claritas Pop-Facts Database and 2010 U.S. Census

Educational attainment has remained stable in this area during 2010-2015, and is not projected to change in 2020.

EMPLOYMENT

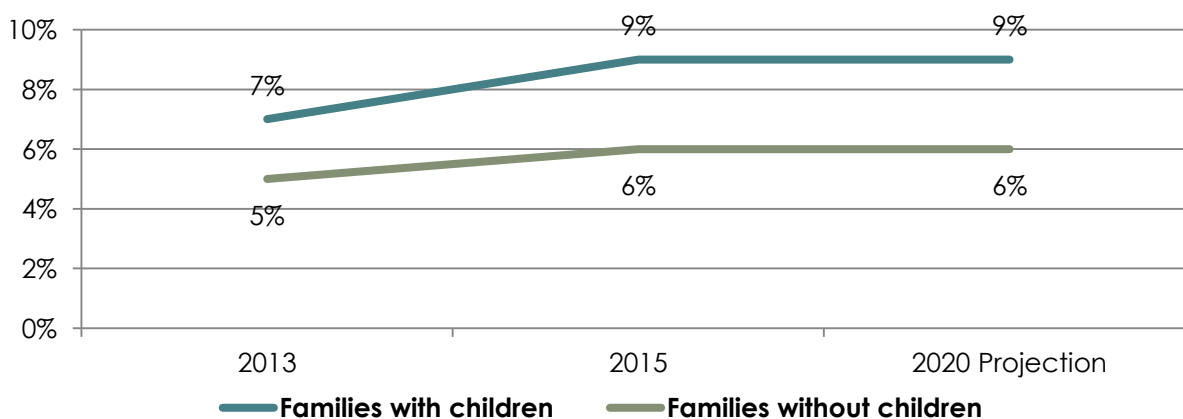
The overwhelming majority of the CHNA area's residents (92%) are employed; 8% are unemployed.

In Southeastern Pennsylvania as a whole, 11% are unemployed. The proportion of the population unemployed in both the CHNA area and the county increased 2010-2015, but are projected to remain the same in 2020.

POVERTY STATUS

Nearly one in ten families with children in the CHNA area (9%), and one in twenty (6%) families without children, are living in poverty. The proportion of families living in poverty increased from 2010-2015 regardless of whether they had children or not, but these rates are projected to remain about the same in 2020.

Figure 4. Families with Children in Poverty, BMRH CHNA area, 2013, 2015, 2020



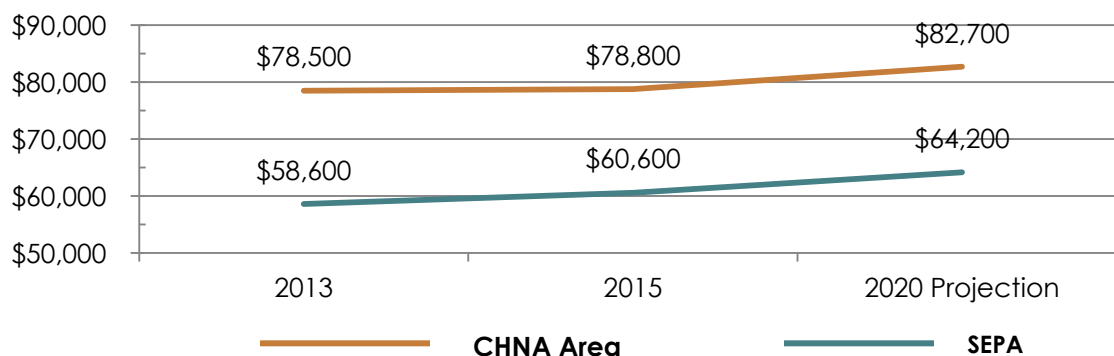
Source: Nielsen-Claritas Pop-Facts Database and 2010 U.S. Census

MEDIAN HOUSEHOLD INCOME

Median household income in the CHNA area is \$78,800.

- Median household income is projected to increase in 2020 to approximately \$82,700 (Figure 5)

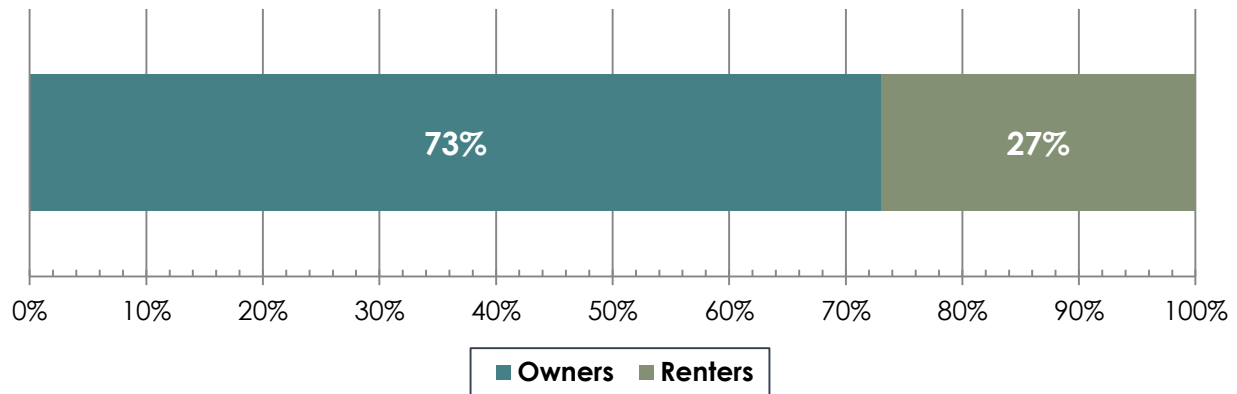
Figure 5. Median Household Income, 2013, 2015, 2020.



Source: Nielsen-Claritas Pop-Facts Database and 2010 U.S. Census

Nearly three in four residents of the CHNA area (73%) own their homes, and 27% are renters.

Figure 6. Homeownership, BMRH CHNA Area, 2015



Source: Nielsen-Claritas Pop-Facts Database and 2010 U.S. Census

These socioeconomic and demographic population trends have an impact on the health of the community, as described in the next section.

OVERALL MORTALITY AND CANCER MORTALITY AND MORBIDITY

The health indicators for the BMRH CHNA area generally meet or exceed the HP 2020 goals for the nation, **except for heart disease, stroke, all cancers, breast cancer, and female genital cancer.**

OVERALL MORTALITY

The overall age-adjusted mortality rate in the CHNA area is 650 deaths per 100,000 population (Figure 7).

Heart disease is the leading cause of death in the CHNA area (110 deaths per 100,000).

The other four leading causes of death in the CHNA area are lung cancer (44), stroke (35), accidents (30), and female breast cancer (23).

The hospital CHNA area **does not meet HP 2020 goals** for deaths from:

Coronary Heart Disease

Stroke

Colorectal Cancer

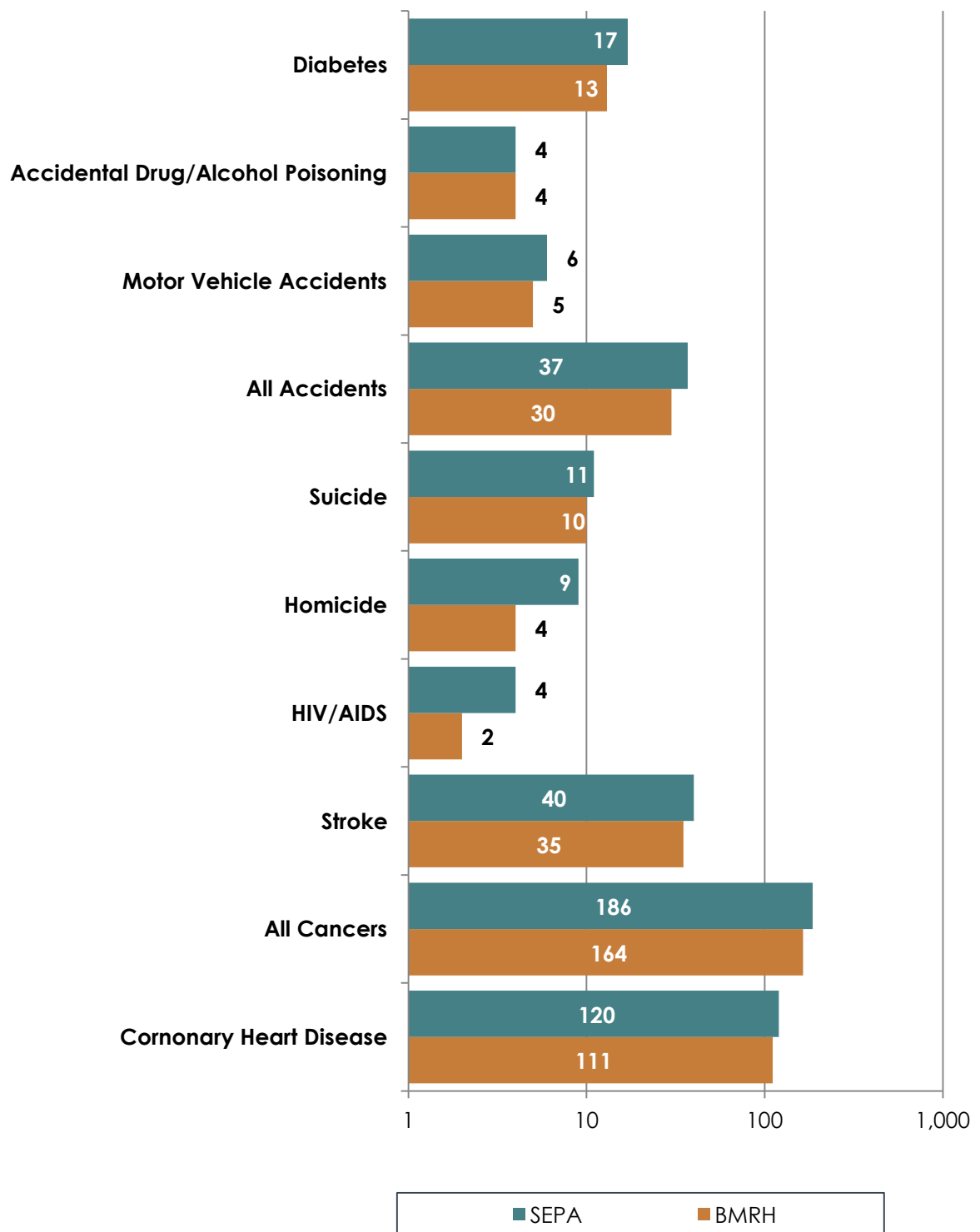
Female Breast Cancer

All Cancers

Female Genital Cancer

(See Appendix C for Vital Statistics Tables.)

Figure 7. Mortality Rates per 100,000 for the CHNA Area and SEPA, 2008-2012



Sources: Pennsylvania Department of Health, Bureau of Health Statistics and Research and 2010 U.S. Census.
Calculations prepared by PHMC.

CANCER MORTALITY

Top five cancer mortality rates for the hospital CHNA area:

Lung Cancer (44 per 100,000)

Female Breast Cancer (23)

Prostate Cancer (20)

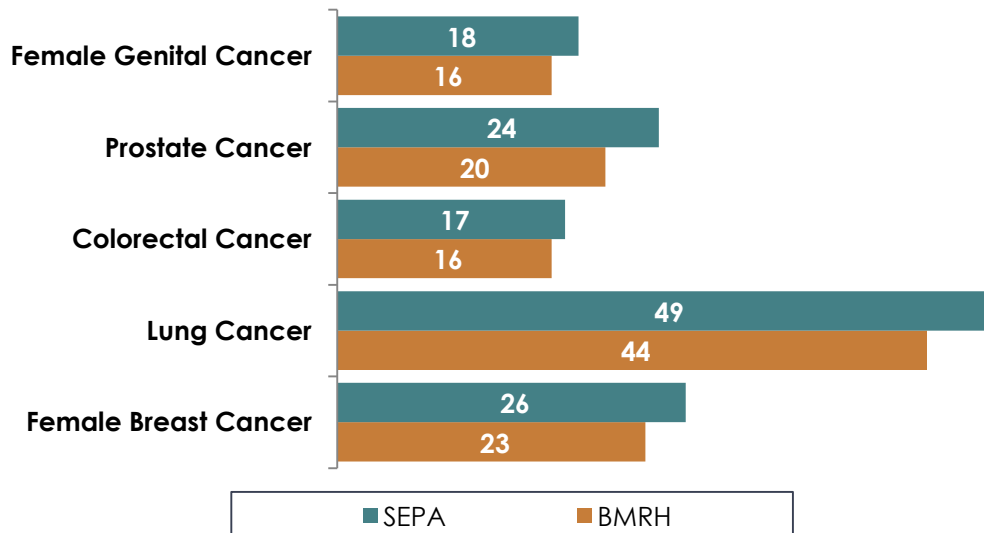
Colorectal Cancer (16)

Female Genital Cancer (16)

Cancer of the Pancreas (12)

Mortality rates for deaths due to specific cancers in the CHNA area are generally lower than mortality rates for Southeastern Pennsylvania (Figure 8).

Figure 8. Cancer Deaths by Site per 100,000, 2008-2012



Sources: Pennsylvania Department of Health, Bureau of Health Statistics and Research and 2010 U.S. Census. Calculations prepared by PHMC.
Lung Cancer is responsible for 580 deaths a year.

CHNA area (44 per

The other five leading causes of cancer deaths are female breast cancer (180 deaths per year); prostate cancer (110 deaths per year); colorectal cancer (220 deaths); female genital cancer (120 deaths); and cancer of the pancreas (160 deaths).

The mortality rate for female breast cancer for the CHNA area (23 per 100,000) does not meet the HP 2020 goal of 25.6 per 100,000.

CANCER INCIDENCE

The incidence of all types of cancer combined in the CHNA area is 496 per 100,000. This rate is lower than the overall rate for Southeastern Pennsylvania (513).

- 6,600 new cases of cancer are reported every year in the CHNA area.
- This represents:
 - 950 new cases of breast cancer;
 - 900 cases of prostate cancer;
 - 810 of lung cancer;
 - 400 of female genital cancer;
 - and 360 of melanoma of the skin.

Cancer Incidence in BMRH CHNA area: Top 5 Sites

- **Prostate: 144 per 100,000**
- **Female Breast: 134 per 100,000**
- **Lung: 61 per 100,000**
- **Female Genital: 54 per 100,000**
- **Melanoma of the Skin: 27 per 100,000**

HEALTH STATUS

An **overwhelming majority** of adults in the CHNA area describe their health as excellent or very good

SELF-REPORTED HEALTH STATUS

The majority of Bryn Mawr Rehabilitation Hospital CHNA area adults and children are in good health. However, a substantial number experience poor health due to chronic health problems. (See Appendix D for Household Health Survey Tables.)

Self-reported health status is one of the best indicators of population health. This measure has consistently shown to correlate very strongly with mortality rates.²

- The majority of BMRH CHNA area adults (85%) are in excellent, very good, or good health. This percentage has decreased slightly since 2012 (89% versus 85%, respectively.)

Figure 9. Health Status of Adults 18+, 2015



- This is true even when adjusting for age; 86% of adults in the CHNA are in excellent, very good or good health.

² Idler EL, Benyamini Y. Self-Rated Health and Mortality: A Review of Twenty-Seven Community Studies. Journal of Health and Social Behavior. 1997; 21-37.

However, approximately one in seven adults age 65+ (15%; representing 139,000 older adults) are in fair or poor health.

Figure 10. Health Status of Older Adults 65+, 2015



Many older adults have poor functional status as measured by one or more limitations in the Activities of Daily Living (ADLs) or the Instrumental Activities of Daily Living (IADLs).

Instrumental Activities of Daily Living (IADLs)

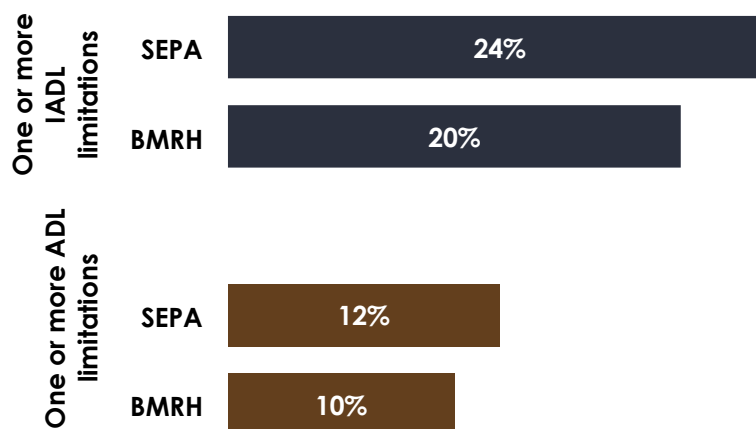
IADLs are activities related to living independently, such as using the telephone, shopping, cleaning, cooking, paying bills, and taking medication

Activities of Daily Living (ADLs)

IADLs are activities related self-care, such as eating, dressing, grooming, walking indoors, bathing, and getting in and out of bed.

- One in ten older adults (10% or 27,500 older adults), has at least one limitation in the Instrumental Activities of Daily Living (IADLs).
- One in five adults age 60+ (20.4% or 54,000), has at least one limitation in the Activities of Daily Living (ADLs).

Figure 11. ADL and IADL Limitations, Adults 65+, 2015



Source: PHMC's Southeastern Pennsylvania Household Health Survey, 2015.

Community meeting participants stated that falls among older adults is a problem in the CHNA area.

"It's difficult to keep older adults safe in their homes and CCRCs are unaffordable for many." (BMR meeting)

ACCIDENTAL INJURIES (TRAUMATIC BRAIN INJURIES, SPINAL CORD INJURIES, AND CONCUSSIONS)

BMRH treats many rehabilitation patients with diagnoses of traumatic brain injury, concussions, and spinal cord injury.

Common causes for traumatic brain injuries include vehicle-related collisions, falls at home, violence, and sports injuries. Common causes for concussions include participating in high-risk sports, motor vehicle accidents, bicycle accidents, and falls, particularly among younger children. Common causes for spinal cord injuries include motor vehicle accidents, falls, sports and recreational injuries, and violence. One in four spinal cord injuries involve alcohol; diseases (cancer, arthritis, and osteoporosis) may also cause spinal cord distress.³

³ Mayo Clinic website, Diseases and Conditions

Top concerns expressed by the BMRH leadership included driving under the influence, distracted driving, and motorcycle accidents, all of which can result in brain or spinal cord injuries, in addition to other serious bodily injuries and death.

Many accidents occur due to distracted driving. Distracted driving is increasing due to the use of hand held cell phones and other electronic devices. For example, in 2010 there were 13,846 crashes in Pennsylvania where distracted driving played a role.

In Pennsylvania in 2015, there were 9,609 crashes involving a drunk driver, with 188 fatalities, and 13,964 crashes involving a distracted driver, with 49 fatalities.⁴ In Chester County, there were 1,899 crashes causing injury in 2014, and 11 alcohol-related deaths.⁵ Many of these crash victims will suffer brain injuries, spinal cord injuries and other injuries requiring hospitalization in acute care and rehabilitation hospitals. Many other accident victims will be seen in emergency rooms of acute hospitals, treated and released but in need of follow-up outpatient rehab care.

In FY14, there were 786 inpatient discharges from PA acute care hospitals of patients living in the BMRH CHNA Area with a diagnosis of brain injury.

- Paoli Hospital, a Level II Trauma Center for Chester County, had the most of these discharges, 221.
- Discharges from other MLH acute care hospitals were 67 (Bryn Mawr), 23 (Riddle), and 14 (Lankenau).

Concussions are often seen in the emergency room where they are diagnosed, treated, and released for follow-up care. The emergency rooms at MLH acute hospitals treated 1,138 outpatients in FY14. Many more were likely seen at other area hospital emergency rooms or urgent care centers.

While the total number of outpatients seen in the MLH acute hospitals' emergency rooms with diagnosis of a concussion did not change significantly between FY12 and FY15, there was a steady decline in concussions for children and adolescents (0-17). This may be the result of improved equipment protection of younger athletes and surveillance of potential concussions during sporting activities.

In FY14, MLH acute hospitals had 46 inpatient discharges with a primary diagnosis of a concussion. Forty-six (46%) percent of those admissions were for persons age 65 and over. Falls are a primary reason for concussions, particularly among seniors. Some spinal cord injuries require extensive rehabilitation regimens over a course of weeks and months; both inpatient and outpatient care.

⁴ Pennsylvania Department of Transportation, Pennsylvania Crash Facts and Statistics, 2014.

⁵ Ibid.

SPECIFIC HEALTH CONDITIONS

High blood pressure, diabetes, asthma, cancer, and mental health conditions are chronic illnesses that require ongoing care. MLH Physicians who were surveyed for this assessment cited obesity (64%), diabetes (55%), heart disease (46%), mental health (41%), Alzheimer's Disease (39%), and substance abuse (39%) as the top specific medical issues that had the greatest impact on the population in the CHNA area.

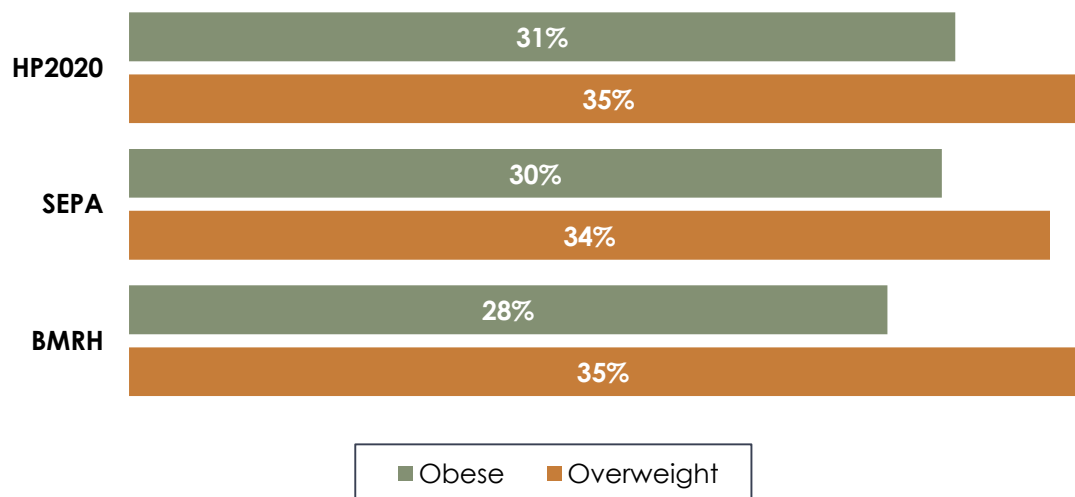
OVERWEIGHT AND OBESITY

The CHNA area **does not meet** the HP 2020 goal for adult overweight (30.6%).

Overweight and obesity are strongly correlated with high blood pressure, diabetes, cancer, heart disease, and asthma.

- Nearly one-third of CHNA area adults age 20 and over (28%) are obese.
 - Slightly more than one-third of adults (35%) are overweight.
- The rate of adult overweight in the CHNA area (35%) does not meet the HP 2020 goal for adult obesity of 30.6%. However, rates of adult obesity in the CHNA area (28%) meet the HP 2020 goal of 31%.

Figure 12. Obese and Overweight Adults (20+), 2015



Source: PHMC's Southeastern Pennsylvania Household Health Survey, 2015

BMRH town hall meeting participants mentioned that obesity is a problem for their community.

As stated by one participant:

“Obesity is a problem and causes knee replacement surgery that could be avoided and amputations of limbs for those who are diabetic due to obesity.”

Another participant stated:

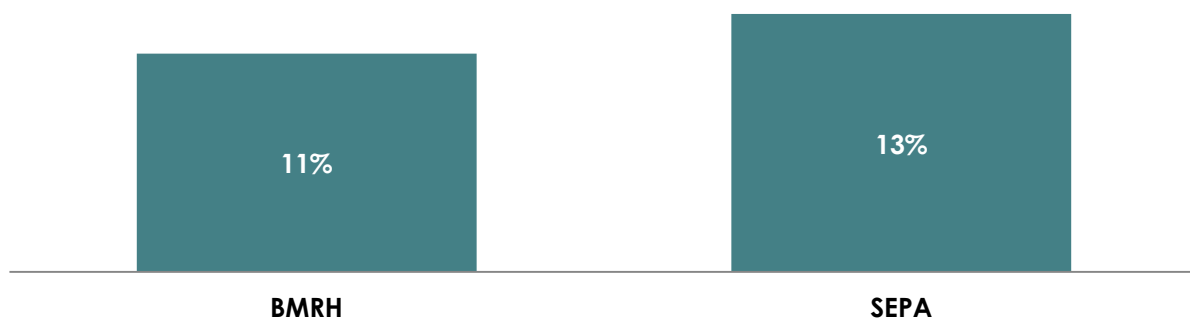
“Amputations of limbs are a problem for those who are diabetic due to obesity.”

DIABETES

Slightly more than one in ten (10.9%) adults have been diagnosed with diabetes.

- This represents 100,400 adults.
- Diabetes is slightly less common in the BMRH CHNA area (11%) than in SEPA (13%).

Figure 13. Diabetes, Adults 18+, 2015



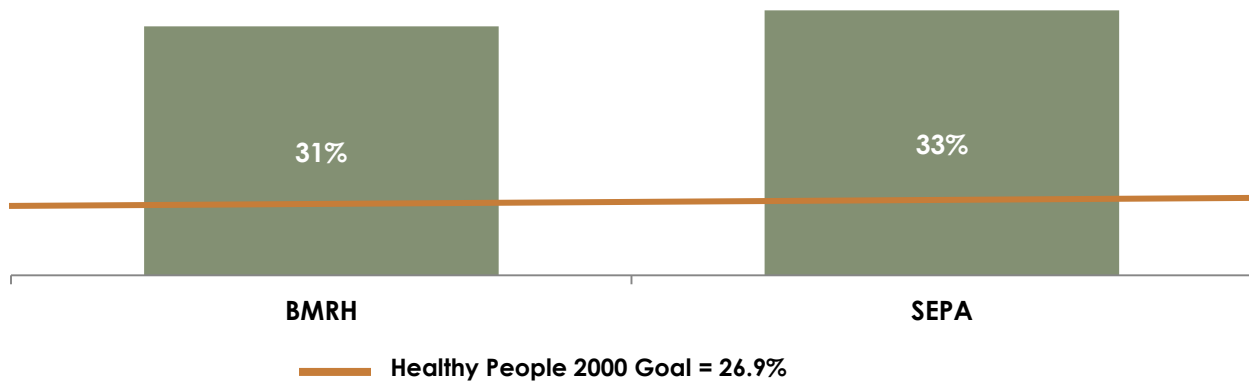
Source: PHMC's 2015 Southeastern Pennsylvania Household Health Survey

HYPERTENSION

Three in ten CHNA area adults (31%, or 282,700 adults) have been diagnosed with high blood pressure.

- This does not meet the HP 2020 goal of 27% and is slightly higher than in 2012 (31% versus 27%).

Figure 14. High Blood Pressure, Adults 18+, 2015

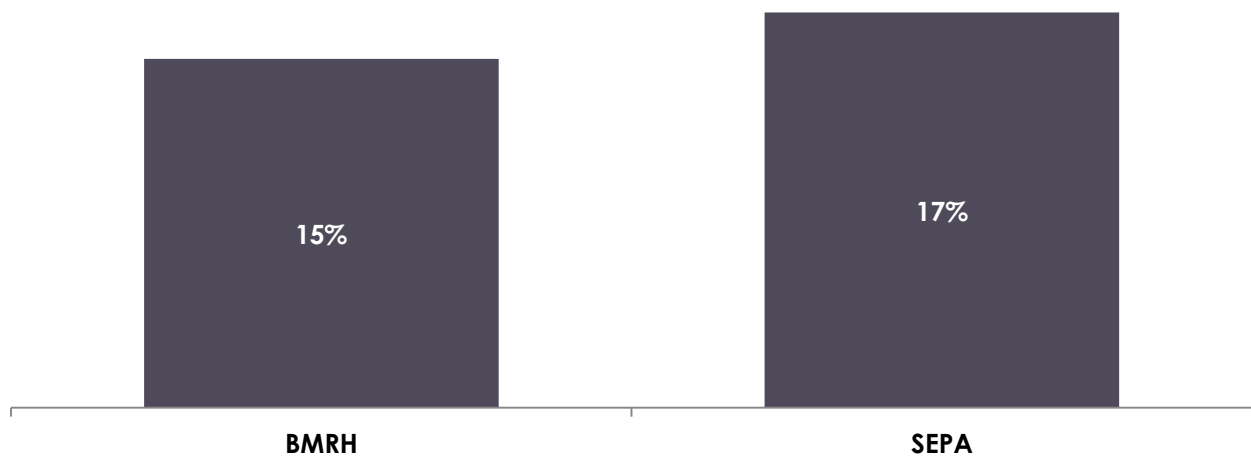


Source: PHMC's 2015 Southeastern Pennsylvania Household Health Survey

ASTHMA

Fifteen percent of adults (134,700) have been diagnosed with asthma, compared to 17% in SEPA.

Figure 15. Asthma, Adults 18+, 2015



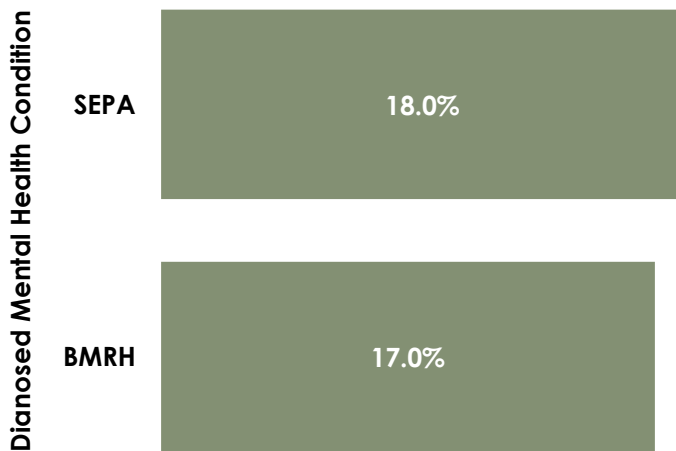
Source: PHMC's Southeastern Pennsylvania Household Health Survey, 2015

MENTAL AND BEHAVIORAL HEALTH

Seventeen percent of adults in the CHNA area, representing 155,000 adults, have been diagnosed with a mental health condition. This is slightly higher than in 2012, but similar to the percentage for SEPA (18%).

- Of those with a mental health condition, more than one-half (59%, or 92,200 adults) are not receiving treatment for the condition.

Figure 16. Mental Health Status of Adults 18+, 2015



BMRH town hall meeting participants indicated that:

"Patients come to the ED with many conditions that could have been prevented: suicide attempts, bi-polar disorder.

"Memory issues are a co-morbid with head trauma patients that complicates care."

"There are no community programs for behavioral health locally."

In addition, approximately 48,200 adults (6%) in the CHNA area are in recovery for a substance abuse problem. This has remained steady since 2012. Substance abuse and distracted driving are among the concerns expressed by BMRH leadership.

"Alcohol and drug abuse is a problem for all ages, and includes prescription as well as illegal drugs, and is based on individuals making poor choices."

Access to mental health services had the greatest impact on patient quality of life according to three-quarters of MLH physicians who were surveyed (75%), followed by stress (50%). Other major issues that have the greatest impact on patients are economic (affordable care) (43%), systemic (coordination of care) (43%), and attitudinal (patient compliance and motivation (43% each).

Issues that have the greatest impact on patient quality of life

| | |
|----------------------------------|-----|
| Access to Mental Health Services | 75% |
| Stress | 50% |
| Affordable care | 43% |
| Coordination of care | 43% |
| Patient compliance | 43% |
| Patient motivation | 43% |

In terms of coordination of care, BMRH Leadership meeting participants indicated that at discharge, patients don't have access to services they need. Specifically, leadership meeting participants mentioned the following:

"[The] hospital needs to coordinate care after they leave."

Many Leadership meeting participants also noted that many discharged patients lack transportation to services for many reasons. As stated by several community participants:

"The BMRH location is somewhat isolated."

"The cost of transportation is not affordable."

"People will not use the subsidized transportation because they have such a bad reputation."

ACCESS AND BARRIERS TO HEALTHCARE

Access to Care Objectives in HP 2020

Increase the proportion of the population with health insurance to 100%

Reduce the proportion of individuals who are unable to obtain or delay in obtaining

HEALTH INSURANCE STATUS

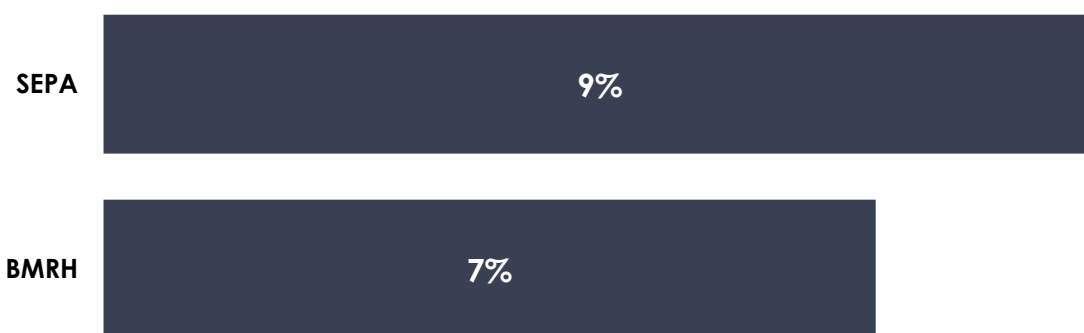
Having health insurance and a regular place to go when sick are important in ensuring continuity of care over time. The CHNA area does not meet the HP 2020 goal for the population of 100% health insurance coverage.

The overwhelming majority of adults in the Bryn Mawr Rehabilitation Hospital CHNA area (93%) have health insurance coverage.

However, a sizable percentage of adults aged 18-64 do not have any private or public health insurance:

- 7% of adults aged 18-64 in the CHNA area are uninsured, representing 47,900 uninsured adults.

Figure 17. No Health Insurance, Adults 18-64, 2015



Source: PHMC's Southeastern Pennsylvania Household Health Survey, 2015

Figure 18. No Prescription Drug Insurance, Adults, 2015



Source: PHMC's Southeastern Pennsylvania Household Health Survey, 2015

In addition, 13% of adults in the CHNA area do not have prescription drug coverage.

Insurance coverage rates are changing rapidly everywhere as a result of the Affordable Care Act. Many adults in the Bryn Mawr Rehabilitation Hospital CHNA area have enrolled in health insurance plans through the Federal Marketplace since 2013.

Among those who shopped the Marketplace for health insurance coverage:

- 62% said it was difficult to find a plan with monthly premiums they could afford; and
- 65% said it was difficult to find a plan with out-of-pocket expenses, like co-pays and deductibles, that they could afford.

This is comparable to the experiences of Marketplace shoppers across SEPA.

In addition, about 86,400 adults in the CHNA area (10%) are covered by Medicaid and 28% are covered by Medicare (251,900).

The proportion of insured adults in the CHNA area who are covered by private insurance (62%) is somewhat higher than across Southeastern Pennsylvania (55%).

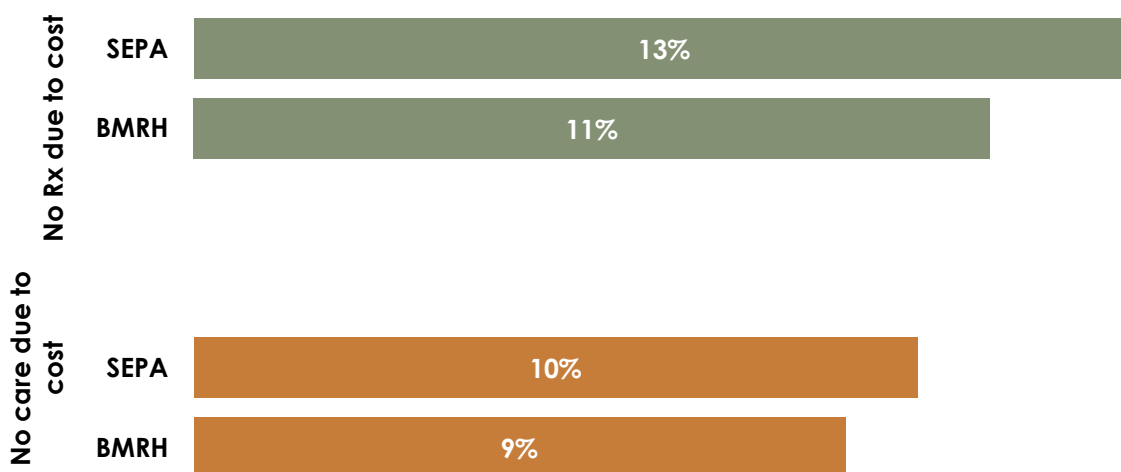
ECONOMIC BARRIERS

With or without health insurance, 68,000 adults in the CHNA area were unable to get needed care in the past year due to the cost of that care.

- One in eleven adults (9%) reported that there was a time in the past year when they needed healthcare, but did not receive it due to the cost.

About 79,000 adults in CHNA area (10%) were prescribed a medication in the past year but did not fill the prescription due to cost.

Figure 18. Cost Barriers to Care, Adults, 2015



Source: PHMC's Southeastern Pennsylvania Household Health Survey, 2015

Main Line Health physicians who were surveyed for this report also cited cost as a frequent barrier to health care. Patient sensitivity to the cost of dental and eye care are the two services which cause patients to delay or refuse the service entirely (46% and 39%, respectively). They also indicated a need for education on the cost of health insurance coverage and co-pays and deductibles.

Frequency of patient price sensitivity resulting in delay or refusal of service

| | |
|--------------------|-----|
| Filling Rx | 25% |
| Skipping Rx dose | 21% |
| Scheduling exam | 21% |
| Screening tests | 27% |
| Surgery/procedures | 21% |
| Dental care | 46% |
| Eye care | 39% |

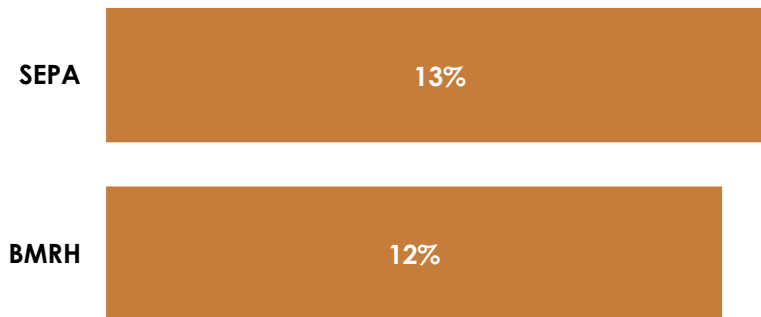
PRIMARY CARE

Having a regular source of care is important since people who have a regular source of care are more likely to seek care when they are sick compared with those who do not.

In the CHNA area, 12% of adults (about 112,800) do not have a regular source of primary care they can consult if they are ill or have a question about their health.

Having a regular source of care is important, since people who have a regular source of care are more likely to seek care when they are sick compared with those who do not.

Figure 19. No Regular Source of Care, Adults, 2014-2015



Source: PHMC's Southeastern Pennsylvania Household Health Survey, 2015

RECOMMENDED SCREENINGS

Regular health screenings can help identify health problems before they start. Early detection can improve chances for treatment and cure and help individuals to live longer, healthier lives. The reasons for non-compliance with screenings vary.

Main Line Health physicians who were surveyed for this assessment were most in agreement on barriers to compliance with colonoscopies (dislike prep; 57%) and cardiac screening (do not know the importance; 55%). The top barrier to mammograms and blood tests was lack of time (30% and 41%, respectively).

Top barriers to compliance for selected screenings

| | | |
|-------------------|------------------------|-----|
| Mammogram | Lack of time | 30% |
| Colonoscopy | Dislike prep | 57% |
| Blood tests | Lack of time | 41% |
| Cardiac screening | Do not know importance | 55% |

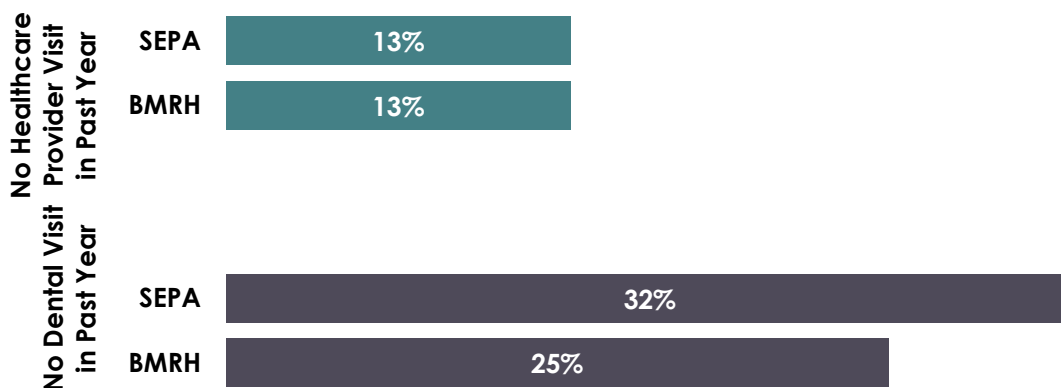
PRIMARY CARE

In the CHNA area, 13% of adults did not visit a health care provider in the past year; this percentage represents 122,000 adults, and is comparable to the proportion of SEPA residents who have not seen a healthcare provider in the past year.

DENTAL VISIT

One-quarter of adults in the area (25% or about 229,700) did not have a dental visit during the past year; this percentage is slightly lower (28%) than in 2012.

Figure 20. Healthcare Provider and Dental Visits, Adults, 2015



Source: PHMC's 2015 Southeastern Pennsylvania Household Health Survey

BLOOD PRESSURE

About 73,300 adults in the CHNA area (8%) did not have a blood pressure test in the past year.

COLONOSCOPY

More than one-quarter of adults 50 years of age and older in the CHNA area (29%) did not have a colonoscopy in the past ten years. This represents about 152,200 adults.

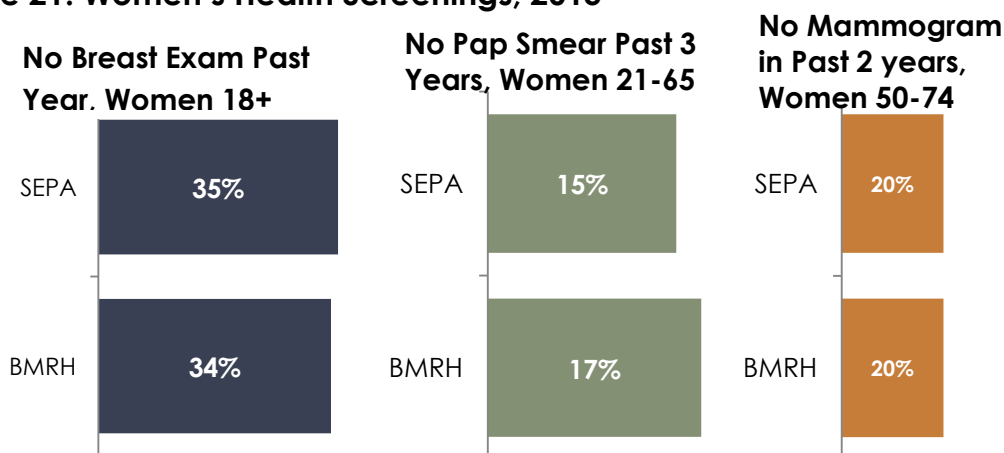
PAP SMEAR TEST

Approximately 61,400 women aged 21 to 65 in the CHNA area (17%) did not receive a Pap smear in the past three years.

MAMMOGRAM

Main Line Health physicians who were surveyed for this assessment felt that the top barrier to mammograms and blood tests was lack of time (30% and 41%, respectively). About one in five women aged 50-74 (20%, or about 48,100) did not have a mammogram in the past two years.

Figure 21. Women's Health Screenings, 2015



Source: PHMC's 2015 Southeastern Pennsylvania Household Health Survey

PSA OR RECTAL EXAMS FOR PROSTATE CANCER

About 119,700 men aged 45 years and over in the CHNA area (45%) did not have a screening for prostate cancer in the past year.

HEALTH BEHAVIORS

NUTRITION

According to the USDA's MyPlate food guidelines, adults should eat 4-5 servings of fruits and vegetables daily.⁶

In the Bryn Mawr Rehabilitation Hospital CHNA area, nearly three-quarters (74%) of adults do not reach this recommended goal. Fast foods are often high in unhealthy calories, saturated fats, sugar, and salt. About one in three adults in the CHNA area (31% or about 287,400) reported eating fast food in the past week.

Participants in the BMRH town hall meeting indicated a need for nutrition education in the patient population.

EXERCISE

The U.S. Department of Health and Human Services' 2008 Physical Activity Guidelines for Americans recommends that adults (ages 18-64) get 2.5 hours of moderate aerobic physical activity each week.⁷

About 174,100 adults in the CHNA area, 19%, do not participate in any exercise, and nearly half (47%) exercise fewer than three times each week.

TOBACCO USE

The percentage of adults who smoke in the CHNA area does not meet the HP 2020 goal of 12%. The percentage of smokers who have tried to quit in the past year does not meet the HP 2020 goal of 80%.

In the CHNA area, 14% of adults smoke cigarettes. This represents approximately 126,100 adults. This is lower than the percentage across SEPA (17%). Within the CHNA area, 62% of smokers have tried to quit during the past year. This is an increase over 2012, 55%, but does not meet the HP 2020 goal of 80% of smokers trying to quit. About 10% of CHNA area adults, 89,900, are exposed to tobacco smoke inside their homes.

⁶The U.S. Departments of Agriculture, (2011). Dietary Guidelines Consumer Brochure. Retrieved online on October 23, 2012 at <http://www.choosemyplate.gov/food-groups/downloads/MyPlate/DG2010Brochure.pdf>

⁷U.S. Department of Health and Human Services. 2008 Physical Activity Guidelines for Americans, 2008.

SOCIAL CAPITAL AND NEIGHBORHOODS

Neighborhood factors have important roles in the overall health and well-being of the CHNA area. Social capital is one measure used to understand an individual's neighborhood and role in that neighborhood.

- The majority (71%) of adults in the CHNA area have high social capital and feel like they belong in their neighborhood; however, nearly one in three (30%) have low social capital.

Figure 22. Low Neighborhood Social Capital, Adults, 2015



Source: PHMC's 2012 Southeastern Pennsylvania Household Health Survey

Social Capital in the 2014-2015 Southeastern Pennsylvania Household Health Survey

The survey measured social capital using an index based on three questions:

1. whether people in the neighborhood **work together** to improve it;
2. whether people in the neighborhood **help each other**; and
3. whether the respondent has a **sense of belonging** in the neighborhood.

HEALTH NEEDS OF SPECIAL POPULATIONS

One of the goals of this needs assessment was to identify the health needs of special populations across the CHNA area.

Because BMRH is a specialty hospital, its patients belong to a special population who have different health care needs than the patients of MLH's acute care general hospitals. In addition, much of BMRH's CHNA area overlaps that of MLH's acute care hospitals.

Therefore, BMRH's special populations are the patients it serves. These patients are those needing physical and cognitive rehabilitative services for those who have had joint replacements, amputations, strokes, spinal cord illness or injury, brain injuries or concussions.

BMRH's special populations have needs for prevention efforts focused in the following areas:

- Overweight and Obesity;
- Cardiovascular Health/Stroke;
- Diabetes
- Senior Health;
- Behavioral Health;
- Injury Prevention;
- Arthritis; and
- Cultural/Diversity/Disparity of Care

These needs are throughout the BMRH CHNA area, and the size of each these special populations is described briefly below.

- Joint replacement
 - Aging. The BMRH CHNA area has a higher percentage of adults age 65 and over (15%) and this is predicted to increase to 18% in 2020.
 - This represents almost 185,000 persons in the CHNA area.
 - Nearly one-half, 49%, have arthritis, and nearly two-thirds (65%) are overweight or obese.
- Amputations
 - Diabetes – 20% of adults 60+ are diabetic, representing over 53,000 persons.
 - Obesity – 36% are overweight and 29% are obese.
- Strokes
 - A majority, 52%, of adults 60+ have high blood pressure.
 - This represents 138,000 older adults

- Brain injuries, Concussions, and Spinal Cord Injuries
 - In Chester County, there were 1,899 crashes causing injury in 2014, and 11 alcohol-related deaths involved;
 - Among the MLH Acute Care Hospitals, 325 inpatients were discharged in FY14 with a primary diagnosis of brain injury; and
 - Among the MLH Acute Care Hospitals, their emergency rooms treated over 1,100 outpatients in FY14 with a concussion. They admitted 46 patients; 46% of those patients were age 65 and over.

EXISTING HEALTH CARE RESOURCES

The mission of the Main Line Health hospitals is to provide a comprehensive range of safe, high-quality health services, complemented by related educational and research activities that meet healthcare needs and improve the quality of life in the communities they serve.

The current needs assessment, conducted by Public Health Management Corporation, builds upon previously identified unmet health needs using more recent data to review the following health needs and priorities of each community:

- Overweight/Obesity (adult and child);
- Diabetes (adult and child);
- Cardiovascular Health/Stroke;
- Lung Disease;
- Arthritis;
- Cancer;
- Senior Services/ Geriatrics;
- Cancer Prevention/Screenings, and Services;
- Behavioral Health;
- Injury Prevention; and
- Cultural Diversity/Disparities

Main Line Health hospitals (acute care and BMRH) have programs and resources in place that address these identified priorities. For example,

- Health educators provide free nutrition information, health screenings and family wellness activities at local farmer's markets in communities with health needs;
- Primary care counseling and education related to nutrition and weight;
- Free educational seminars for community residents covering topics ranging from healthy lifestyles to joint pain;
- Innovative community events to improve quality of life in cancer patients (i.e., the Free Bra Fitting Clinic to support women who have undergone breast cancer surgery);
- Counseling and contraceptive services at a hospital clinic;
- Injury prevention education series for vehicular-, sports-, and health-related injuries;
- Cruisin' Smart program that administers a peer-educator to teach students about the dangers of impaired and distracted driving; and

- Diversity and Inclusion Councils in every hospital, along with conducting research on disparities of care and implementing research findings.

MLH acute hospitals cover parts of four counties; BMRH covers parts of three counties. They serve a multitude of diverse populations that experience challenges in staying healthy and finding health care. A common barrier cited among community members is a lack of communication and awareness of the existing resources available to them, as well as the health education to increase appropriate utilization. As such, this report provides additional community assets (Appendix F), comprised of hospitals, nursing homes, health clinics, health centers, community centers and organizations, social services, food distribution sites, pharmacies and nursing homes, to serve as a comprehensive source of programs and services that address existing health priorities as well as the immerging unmet health needs significant to each CHNA area.

UNMET NEEDS AND IDENTIFICATION PROCESS

The unmet health care needs for the Bryn Mawr Rehabilitation CHNA area were identified and prioritized by comparing the health status, access to care, health behaviors, and utilization of services for residents of the CHNA area to results for the county and state and the Healthy People 2020 goals for the nation. In addition, for Household Health Survey measures, tests of significance were conducted to identify and prioritize unmet needs. And, input from the community meeting participants was also used to further identify and prioritize unmet needs, local problems with access to care, and populations with special health care needs.

- In the Bryn Mawr Rehabilitation Hospital CHNA area, the majority of CHNA area adults (85%) are in excellent, very good, or good health. This percentage has decreased slightly since 2012 (89% versus 85%, respectively.) However, 15% of adults in the CHNA area are in fair or poor health.
- **Heart disease** is one of the leading causes of death in the CHNA area. Three in ten CHNA area adults (30.7%, or 282,700 adults) have been diagnosed with high blood pressure. Slightly more than one in ten (10.9%) adults have been diagnosed with diabetes.
- Nearly one-third of CHNA area adults age 20 and over (27.5%) are **obese**. Slightly more than one-third of adults (35.4%) are **overweight**. Rates of adult overweight and obesity in the CHNA area do not meet the HP 2020 goal for adult obesity of 31%).
- **Lung cancer** is the second leading cause of death in the BMRH CHNA area, yet 14% of adults still smoke cigarettes.
- 17% of adults in the CHNA area, representing 155,000 adults, have been diagnosed with a **mental health** condition. This is slightly higher than in 2012. Of those with a mental health condition, more than one-half (59%, or 92,200 adults) are not receiving treatment for the condition.
- Approximately 48,200 adults (6%) in the CHNA area are in recovery for a **substance abuse** problem. This has remained steady since 2012.
- The majority of adults (93%) in the Bryn Mawr Rehabilitation Hospital CHNA area have health insurance coverage. However, a sizable percentage of adults aged 18-64 do not have any private or public health insurance; 7% of adults aged 18-64 in the CHNA area are **uninsured**, representing 47,900 uninsured adults.
- Available and cost affordable **transportation services** for special populations including rehabilitation patients and seniors.

For most of the SEPA Household Health Survey indicators, the findings for the CHNA area were statistically better than the region as a whole. A few indicators, however, were not statistically better than the region as a whole and could be prioritized for

improvement, as well as being shown as needing improvement through the quantitative and qualitative data analysis. These areas are:

- Adults without a regular source of care;
- Adults who are overweight and who smoke cigarettes; and
- Improved access to mental health care for adults, particularly those individuals living in poverty, and who are uninsured or underinsured.
- Access to primary health care and routine cancer screenings for adults. In particular, access to women's wellness screenings should be improved.

Priority unmet needs in this area also include increased educational programs to address:

- Heart disease, and cancer management for all residents;
- Smoking prevention, interventions, and cessation programs;
- Overweight, and nutrition education for families, children and adults;
- Access to low cost health insurance; and
- Health education about healthy lifestyles, disease management and injury prevention.

Many of these unmet needs are already being addressed in the CHNA area by BMRH, the MLH acute hospitals, other hospitals, and other health care providers, government, and local non-profits. For example, MLH hospitals have programs and resources in place that address these identified priorities. These include:

- Health educators providing free nutrition information, health screenings and family wellness activities at local farmer's markets to community members in geographic areas with underserved populations and health needs.
- Primary care counseling and education related to nutrition and weight;
- Injury prevention education series for vehicular-, sports-, and health-related injuries;
- Diversity and Inclusion Councils in every hospital, along with conducting research on disparities of care and implementing the research findings.

Some of the unmet needs highlighted above are not within the hospital's scope of service. This list should be used to assist the hospital in addressing needs in their Community Health Implementation Plan.

APPENDIX A: PHMC'S COMMUNITY AND POPULATION ASSESSMENTS

A list of community and population assessments PHMC has completed includes:

- 28 Community Health Needs Assessments for DVHC Member Hospitals, 2012
- Berks County Community Health Needs Assessment, 2012
- Philadelphia Health Care Trust Needs Assessment, 2011
- School District of Philadelphia Head Start Needs Assessment, 2010
- Jewish Federation of Greater Philadelphia Older Adult Needs Assessment, 2010
- Main Line Area Older Adults Needs Assessment, 2010
- William Penn Foundation Youth Development Initiative Population Studies, 2006, 2008, 2010
- National Nursing Centers Consortium Northeast Philadelphia Needs Assessment, 2009
- Latino Youth Needs Assessment, 2009
- National Children's Study Montgomery County Vanguard Center Needs Assessment, 2008
- Planned Parenthood of Bucks County LGBTQ Needs Assessment, 2007
- Project HOME North Philadelphia Needs Assessment, 2006
- Children's Hospital of Philadelphia Early Head Start Needs Assessment, 2003 and 2006
- Philadelphia Corporation for Aging Older Adults Needs Assessment, 2004
- North Penn (Montco) Community Health Special Populations Needs Assessment, 2003
- North Penn (Montco) Community Health Needs Assessment, 2002
- Brandywine Health Foundation Community Needs Assessment, 2002
- Philadelphia Chinatown Health Needs Assessment, 2001
- Philadelphia Latino Community Health Needs Assessment, 2001
- Burlington County, NJ Homeless Veterans Needs Assessment, 2001
- Phoenixville Community Health Foundation Special Populations Needs Assessment, 2000
- American Red Cross (SEPA Chapter) Needs and Impact Assessments, 1999
- Berwick, Pennsylvania Community Health Needs Assessment, 1999
- East Parkside Needs Assessment, 1999
- Phoenixville Community Health Foundation Needs Assessment, 1999
- City of Philadelphia Office of Housing and Community Development Elderly Housing Needs Assessment, 1997
- Presbyterian Foundation Assisted Living Assessment of West Philadelphia, 1997
- Five County (NJ) Elderly Health Needs Assessment, 1997
- Suburban Camden County Health Needs Assessment, 1997
- Bucks County Community Health Needs Assessment - Quantitative Analysis, 1994; Update, 1997

- Cumberland, Gloucester, and Salem Counties Health Needs Assessments, 1996
- Presbyterian Foundation Assisted Living Assessment of South and North Philadelphia, 1996
- Montgomery County Health Department Maternal and Child Health Needs Assessment - quantitative data analysis, 1996
- Haddington Area Needs Assessment, 1996
- Partnership for Community Health in the Lehigh Valley - implementation phase, 1996
- Delaware Valley Health Care Council Regional Health Profile, 1996
- City of Camden Needs Assessment, 1996
- Paoli Memorial Hospital Needs Assessment, 1994
- Northeast Philadelphia Partnership for a Healthier Community - qualitative data analysis, 1994
- Misericordia Hospital Community Health Needs Assessment , 1993
- Crozer-Keystone Health System, Delaware County Needs Assessment - quantitative data analysis, 1993
- Chester County Title V Maternal and Child Health Needs Assessment , 1993
- Chester County Maternal and Child Health Consortium Needs Assessment, 1993
- Bucks County Title V Maternal and Child Health Needs Assessment , 1993

APPENDIX B: U.S. CENSUS TABLES

KEY
Trends over time are shown as a
brown line at the end of the
table.

Bryn Mawr Rehabilitation Hospital Community Needs Assessment Area

Table 1. Socio-Demographic Indicators, U.S. Census











| | 2013 | 2015 | 2020 | Trend |
|-------------------------|-----------------|-----------------|-----------------|-------|
| | N % | N % | N % | |
| Total Population | 1,185,378 | 1,196,023 | 1,219,675 | |
| Age | | | | |
| 0-17 | 274,997 23.2 | 268,892 22.5 | 264,349 21.7 | |
| 18-44 | 403,454 34.0 | 407,287 34.1 | 410,310 33.6 | |
| 45-65 | 333,419 28.1 | 335,787 28.1 | 330,835 27.1 | |
| 65+ | 173,508 14.6 | 184,057 15.4 | 214,181 17.6 | |
| Gender | | | | |
| Male | 577,599 48.7 | 583,260 48.8 | 595,537 48.8 | |
| Female | 607,779 51.3 | 612,763 51.2 | 624,138 51.2 | |
| Race/Ethnicity* | | | | |
| White | 886,388 74.8 | 888,035 74.2 | 878,484 72.0 | |
| Black | 143,669 12.1 | 145,597 12.2 | 154,221 12.6 | |
| Asian | 65,948 5.6 | 69,786 5.8 | 80,685 6.6 | |
| Other | 23,079 1.9 | 23,961 2.0 | 27,076 2.2 | |
| Latino | 66,294 5.6 | 68,644 5.7 | 79,209 6.5 | |

Source: Nielsen-Claritas Pop-Facts Database and 2010 U.S. Census

This Page is blank.

Bryn Mawr Rehabilitation Hospital Community Needs Assessment Area





Table 2. Economic Indicators, U.S. Census

| | 2013 | 2015 | 2020 | Trend |
|---|-----------------|-----------------|-----------------|---|
| | N % | N % | N % | |
| Total Population | 1,185,378 | 1,196,023 | 1,219,675 | |
| Income | | | | |
| Median Household Income | \$78,456 | \$78,844 | \$82,662 |  |
| Education | | | | |
| Less than HS | 60,659 7.6 | 56,227 6.9 | 57,391 6.9 |  |
| HS Graduate | 380,692 47.8 | 390,203 48.2 | 399,974 48.2 |  |
| College or More | 354,605 44.6 | 363,939 44.9 | 372,299 44.9 |  |
| Employment | | | | |
| Employed | 596,860 93.1 | 594,536 92.5 | 612,384 92.5 |  |
| Unemployed | 44,313 6.9 | 48,538 7.5 | 49,945 7.5 |  |
| Poverty Status | | | | |
| Families living in poverty WITHOUT children | 14,339 4.8 | 16,980 5.6 | 17,273 5.6 |  |
| Families living in poverty WITH children | 10,865 7.3 | 12,596 8.7 | 12,796 8.7 |  |
| Housing Unit Type | | | | |
| Renter-occupied | 122,271 27.5 | 123,261 27.5 | 125,932 27.5 |  |
| Owner-occupied | 322,259 72.5 | 325,433 72.5 | 331,737 72.5 |  |

Source: Nielsen-Claritas Pop-Facts Database and 2010 U.S. Census

Bryn Mawr Rehabilitation Hospital Community Needs Assessment Area

Table 3. Language Spoken at Home, U.S. Census

| | 2013 | 2015 | 2020 | Trend |
|--------------------------------|----------------|----------------|-----------------|--|
| | N % | N % | N % | |
| Total Population | 1,185,378 | 1,196,023 | 1,219,675 | |
| Language Spoken at Home | | | | |
| English | 975047 87.7 | 981524 87.2 | 1002814 87.2 |  |
| Spanish | 46126 4.1 | 46340 4.1 | 47148 4.1 |  |
| Asian Language | 31181 2.8 | 35558 3.2 | 35980 3.1 |  |
| Other Language | 59954 5.4 | 62665 5.6 | 63593 5.5 |  |

Source: Nielsen-Claritas Pop-Facts Database and 2010 U.S. Census

APPENDIX C: VITAL STATISTICS TABLES








KEY



Blue shading indicates HP2020 Goal is not been met.

Bar graphs in right column show trends over time.

Table 1. Fertility Rates for Women 15-44 Years by Race and Ethnicity, 2009-2012, in Bryn Mawr Rehabilitation Hospital CHNA Area

| | | Bryn Mawr Rehabilitation Hospital | SEPA | | |
|------------------------|--------------|---|------------------------------|---|--|
| | | Rate per 1000 Avg. Number | Rate per 1000 Avg. Number | | |
| All Women 15-44 | | 59.6 13,489 | 59.9 49,720 |  | |
| Race/Ethnicity* | | | | | |
| | White | 54.1 9,119 | 50.0 25,570 |  | |
| | Black | 68.2 2,180 | 69.9 14,412 |  | |
| | Asian | 70.2 1,087 | 58.7 3,380 |  | |
| | Other | 83.4 851 | 87.6 4,848 |  | |
| | Latino/a | 94.0 1,266 | 84.7 6,106 |  | |
| | Non-Latino/a | 56.7 12,072 | 56.3 42,708 |  | |
| | | | | | |

Notes:














The fertility rate is calculated per 1,000 women 15-44 years of age.

White, Black, Asian and Other races include Latinos/as.

*Unknown race and ethnicity appear only for the total.

Sources: Pennsylvania Department of Health, Bureau of Health Statistics and Research and 2010 U.S. Census. Calculations prepared by PHMC.

Table 2. Fertility Rates for Women 15-17 Years by Race and Ethnicity, 2009-2012, in Bryn Mawr Rehabilitation Hospital CHNA Area

| | | Bryn Mawr Rehabilitation Hospital | SEPA | | |
|------------------------|--|--------------------------------------|------------------------------|--|--|
| | | Rate per 1000 Avg. Number | Rate per 1000 Avg. Number | | |
| All Women 15-17 | | 8.9 211 | 15.7 1,299 |  | |
| Race/Ethnicity* | | | | | |
| White | | 3.1 | 4.3 |  | |
| | | 56 | 209 |  | |
| Black | | 30.0 | 33.1 |  | |
| | | 107 | 769 |  | |
| Asian | | ND | 4.3 |  | |
| | | ND | 18 |  | |
| Other | | 29.8 | 38.5 |  | |
| | | 37 | 244 |  | |
| Latino/a | | 42.3 | 40.6 |  | |
| | | 54 | 309 |  | |
| Non-Latino/a | | 6.7 | 12.7 |  | |
| | | 151 | 951 |  | |

Notes:

The fertility rate is calculated per 1,000 women 15-17 years of age.















White, Black, Asian and Other races include Latinos/as.

*Unknown race and ethnicity appear only for the total.

ND=Not Displayed. Rates are not calculated and displayed when there are less than six occurrences of the event over the course of 2009-2012.

Sources: Pennsylvania Department of Health, Bureau of Health Statistics and Research and 2010 U.S. Census. Calculations prepared by PHMC.

Table 3. Infants Born at Low Birth Weight by Race and Ethnicity, 2009-2012, in Bryn Mawr Rehabilitation Hospital CHNA Area

| | | Bryn Mawr Rehabilitation Hospital Rate per 1,000 Avg. Number | SEPA Rate per 1,000 Avg. Number | | |
|------------------------|--|--|---------------------------------------|---|---|
| All Live Births | | 75.2 1,019 | 90.6 4,525 |  |  |
| Race/Ethnicity* | | | | | |
| White | | 63.4 | 67.6 | | |
| | | 581 | 1,736 |  |  |
| Black | | 125.2 | 133.0 | | |
| | | 275 | 1,926 |  |  |
| Asian | | 76.3 | 79.5 | | |
| | | 83 | 269 |  |  |
| Other | | 68.2 | 89.3 | | |
| | | 58 | 435 |  |  |
| Latino/a | | 61.8 | 85.1 | | |
| | | 79 | 522 |  |  |
| Non-Latino/a | | 75.7 | 90.0 | | |
| | | 918 | 3,860 |  |  |

Notes:

Low birth weight is defined as an infant weighing less than 2500 grams (5.5 lbs.) at birth.

The low birth weight is calculated per 1,000 live births.

White, Black, Asian and Other races include Latino/as.








*Unknown race and ethnicity appear only for the total.

Source: Pennsylvania Department of Health, Bureau of Health Statistics and Research. Calculations prepared by PHMC.

Table 4. Percentage of Infants Born Prematurely by Race and Ethnicity, 2009-2012, in Bryn Mawr Rehabilitation Hospital CHNA Area

| | | Bryn Mawr Rehabilitation Hospital | SEPA | |
|--|--------------|---|---------------------------|-----------------------------------|
| | | Percentage Avg. Number | Percentage Avg. Number | |
| All Live Births | | 9.2 1,232 | 10.2 5,508 | <div><div></div><div></div></div> |
| | | | | |
| Race/Ethnicity* | | | | |
| | White | 8.5 774 | 8.6 2,192 | <div><div></div><div></div></div> |
| | | | | |
| | Black | 12.9 280 | 13.6 1,955 | <div><div></div><div></div></div> |
| | | | | |
| | Asian | 7.0 76 | 7.7 258 | <div><div></div><div></div></div> |
| | | | | |
| | Other | 9.1 77 | 9.8 476 | <div><div></div><div></div></div> |
| | | | | |
| | Latino/a | 8.8 111 | 9.7 591 | <div><div></div><div></div></div> |
| | | | | |
| | Non-Latino/a | 9.1 1,100 | 10.2 4,325 | <div><div></div><div></div></div> |
| | | | | |
| | | | | |
| Notes: | | | | |
| Prematurity is defined as the birth of an infant before 37 weeks gestation. | | | | |
| The percentage of infants born prematurely is calculated as a percentage of all live births that have birth certificate data on gestational age. | | | | |
| White, Black, Asian and Other races include Latino/as. | | | | |
| *Unknown race and ethnicity appear only for the total. | | | | |
| Sources: Pennsylvania Department of Health, Bureau of Health Statistics and Research. Calculations prepared by PHMC. | | | | |
| | | | | |

Table 5. Percentage of Women Receiving Late or No Pre-natal Care by Race and Ethnicity, 2009-2012, in Bryn Mawr Rehabilitation Hospital CHNA Area

| | | Bryn Mawr Rehabilitation Hospital | SEPA | | |
|------------------------|--------------|---|---------------------------|---|--|
| | | Percentage Avg. Number | Percentage Avg. Number | | |
| All Live Births | | 28.7 3,810 | 35.8 17,051 |  | |
| Race/Ethnicity* | | | | | |
| | White | 21.6 1,950 | 24.1 6,045 |  | |
| | Black | 48.2 1,016 | 51.7 6,905 |  | |
| | Asian | 27.7 296 | 33.0 1,073 |  | |
| | Other | 52.7 439 | 51.3 2,373 |  | |
| | Latina/o | 49.8 618 | 49.3 2,875 |  | |
| | Non-Latina/o | 26.2 3,116 | 33.5 13,756 |  | |

Notes:

White, Black, Asian and Other races include Latinas/os.

*Unknown race and ethnicity appear only for the total.

Late prenatal care is defined as having no recorded prenatal visit in the 1st or 2nd trimesters.

The percentage of women receiving late or no prenatal care is calculated as a percentage of all live births that have birth certificate data on prenatal care.

Source: Pennsylvania Department of Health, Bureau of Health Statistics and Research. Calculations prepared by PHMC.

Table 6. Infant Mortality Rate by Race and Ethnicity, 2008-2012, in Bryn Mawr Rehabilitation Hospital CHNA Area

| | | Bryn Mawr Rehabilitation Hospital | SEPA | | |
|-----------------|--------------|---|-------------------------------|-------------|-------------|
| | | Rate per 1,000 Avg. Number | Rate per 1,000 Avg. Number | | |
| All Live Births | | 5.6 77 | 7.3 365 | <div></div> | <div></div> |
| Race/Ethnicity | | | | | |
| | White | 4.1 | 5.4 | <div></div> | <div></div> |
| | | 38 | 139 | | |
| | Black | 13.7 | 5.4 | <div></div> | <div></div> |
| | | 30 | 194 | | |
| | Asian | 4.1 | 3.6 | <div></div> | <div></div> |
| | | 5 | 12 | | |
| | Other | 5.0 | 4.0 | <div></div> | <div></div> |
| | | 4 | 20 | | |
| | Latino/a | 4.3 | 5.7 | <div></div> | <div></div> |
| | | 6 | 35 | | |
| | Non-Latino/a | 5.6 | 7.5 | <div></div> | <div></div> |
| | | 69 | 322 | | |


Notes:

Infant mortality is defined as the death of an infant within the first year of birth and is calculated per 1,000 live infant births.

White, Black, Asian and Other races include Latino/as.

Source: Pennsylvania Department of Health, Bureau of Health Statistics and Research. Calculations prepared by PHMC.









Table 7. Currently Living with HIV/AIDS by County, 2014

| | Bucks County | Chester County | Delaware County | Montgomery County | Philadelphia County | Pennsylvania | |
|--|----------------------------|----------------------------|----------------------------|----------------------------|----------------------------|----------------------------|---|
| | Rate per 100,000 Number | Rate per 100,000 Number | Rate per 100,000 Number | Rate per 100,000 Number | Rate per 100,000 Number | Rate per 100,000 Number | |
| Currently Living with HIV, including AIDS | 6.5 122 | 5.6 85 | 15.8 265 | 6.4 155 | 45.7 2,106 | 11.3 4,320 |  |

Note:

Source: Pennsylvania Department of Health, HIV/AIDS Investigations-Bureau of Epidemiology.

Table 8. Communicable Disease Rates by Southeastern Pennsylvania County, 2014

| | Bucks County | Chester County | Delaware County | Montgomery County | Philadelphia County | Pennsylvania | |
|---------------------------------|----------------------------|----------------------------|----------------------------|----------------------------|----------------------------|----------------------------|---|
| | Rate per 100,000 Number | Rate per 100,000 Number | Rate per 100,000 Number | Rate per 100,000 Number | Rate per 100,000 Number | Rate per 100,000 Number | |
| Hepatitis B, Chronic | 13.2 200 | 8.2 100 | 34.7 600 | 21.3 500 | 30.8 1,400 | 14.0 5,400 |  |
| Tuberculosis | 1.6 0 | 1.6 0 | 3.2 100 | 2.3 100 | 6.1 300 | 1.9 700 |  |
| Lyme Disease | 74.5 1,400 | 134.0 2,000 | 19.1 300 | 43.6 1,100 | 9.4 400 | 37.2 14,200 |  |
| Pertussis | 15.8 300 | 14.3 200 | 19.2 300 | 18.0 400 | 8.6 400 | 9.6 3,700 |  |
| Chickenpox | 10.0 200 | 7.0 100 | 3.1 100 | 7.3 200 | 13.9 600 | 8.3 3,200 |  |
| Chlamydia | 163.0 3,100 | 183.4 2,800 | 457.9 7,700 | 220.7 5,300 | 1316.7 60,700 | 406.7 155,400 |  |
| Gonorrhea | 23.4 400 | 41.0 600 | 114.6 1,900 | 40.9 1,000 | 446.6 20,600 | 110.0 42,000 |  |
| Syphilis, Primary and Secondary | 2.0 0 | 0.9 0 | 2.4 0 | 2.1 100 | 15.5 700 | 3.2 1,200 |  |

Note:

Communicable disease rates are calculated per 100,000 population

Source: Pennsylvania Department of Health, Bureau of Health Statistics and Research, EpiQMS, 2014

Table 9. Cancer Incidence Rates, 2008-2012, in Bryn Mawr Rehabilitation Hospital CHNA Area

| | Bryn Mawr Rehabilitation Hospital | SEPA | | |
|---|---|---------------------------------|--|--|
| | Rate per 100,000 Avg. Number | Rate per 100,000 Avg. Number | | |
| All Selected Cancer Sites | 496.4 6,602 | 512.7 22,867 | | |
| Selected Cancer Sites | | | | |
| Female Breast | 134.1 954 | 132.7 3,204 | | |
| Colorectal | 43.5 583 | 47.0 2,106 | | |
| Female Genital | 54.2 397 | 57.8 1,419 | | |
| Prostate | 143.9 907 | 151.8 3,113 | | |
| Lung, Bronchus, and Trachea | 60.6 807 | 68.6 3,057 | | |
| Leukemia | 13.6 177 | 12.6 550 | | |
| Melanoma of the Skin | 27.4 358 | 20.9 922 | | |
| Non-Hodgkin Lymphoma | 21.8 289 | 21.3 946 | | |
| Stomach | 6.3 85 | 7.3 327 | | |
| Small Intestine | 2.4 33 | 2.6 115 | | |
| Liver and Intrahepatic Bile Duct | 6.9 96 | 9.8 458 | | |
| Pancreas | 12.8 172 | 14.2 641 | | |
| Bone and Articular Cartilage | 1.0 12 | 1.0 40 | | |
| Urinary Bladder | 24.2 323 | 24.3 1,092 | | |
| Kidney and Renal Pelvis | 16.1 212 | 17.6 783 | | |
| Brain and Other Central Nervous System | 7.6 98 | 7.1 302 | | |
| Thyroid | 20.4 252 | 18.5 774 | | |
| Hodgkin Lymphoma | 3.2 37 | 3.3 134 | | |
| Other Cancer Sites | 61.5 812 | 64.7 2,883 | | |
| HP2020 Goal for colon cancer: 39.9 new cases per 100,000 population. Highlighted cells do not meet HP2020 Goal. | | | | |




























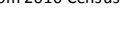



Note:

Incidence rates are calculated per 100,000 population. Denominators to calculate age-adjusted rates to the Standard 2000 population derive from 2010 Census ZCTA data broken down into 19 age groups.

ND=Not Displayed. Rates are not calculated and displayed when there are less than six occurrences of the event over the course of 2008-2012.

Sources: Pennsylvania Department of Health, Bureau of Health Statistics and Research and 2010 U.S. Census. Calculations prepared by PHMC.

Table 10. Mortality Rate by Cause of Death, 2008-2012, in Bryn Mawr Rehabilitation Hospital CHNA Area

| | | Healthy People 2020 Goal | Bryn Mawr Rehabilitation Hospital | SEPA | | |
|--|--|-----------------------------|---|---------------------------------|---|--|
| | | Rate per 100,000 | Rate per 100,000 Avg. Number | Rate per 100,000 Avg. Number | | |
| All Causes of Death | | | 654.2 9,145 | 756.4 349,000 |  | |
| Selected Causes of Death | | | | | | |
| All Cancer Sites | | 161.4 | 163.6 | 185.7 |  | |
| | | | 2,224 | 8403 |  | |
| Female Breast | | 20.7 | 23.0 | 25.6 |  | |
| | | | 176 | 664 |  | |
| Lung, Bronchus, and Trachea | | 45.5 | 43.5 | 49.4 |  | |
| | | | 583 | 2,212 |  | |
| Colon, Rectal, Anus, Anal Canal, and Anorectum | | 14.5 | 16.2 | 17.1 |  | |
| | | | 222 | 779 |  | |
| Prostate | | 21.8 | 19.5 | 24.3 |  | |
| | | | 106 | 426 |  | |
| Female Genital | | | 15.7 | 17.7 |  | |
| | | | 121 | 452 |  | |
| Coronary Heart Disease | | 103.4 | 110.7 | 119.7 |  | |
| | | | 1,596 | 5,657 |  | |
| Stroke | | 34.8 | 35.3 | 40.3 |  | |
| | | | 510 | 1,917 |  | |
| HIV/AIDS | | 3.3 | 1.8 | 3.6 |  | |
| | | | 23 | 152 |  | |
| Homicide | | - | 3.6 | 9.4 |  | |
| | | | 40 | 374 |  | |
| Suicide | | 10.2 | 9.7 | 10.9 |  | |
| | | | 122 | 458 |  | |
| All Accidents | | - | 29.6 | 37.0 |  | |
| | | | 373 | 1,576 |  | |
| Motor Vehicle Accidents | | - | 4.8 | 6.0 |  | |
| | | | 58 | 248 |  | |
| Accidental Drug/Alcohol Poisoning | | - | 3.7 | 3.6 |  | |
| | | | 44 | 149 |  | |
| Diabetes | | 66.6 | 13.2 | 17.4 |  | |
| | | | 183 | 796 |  | |

Highlighted cells do not meet HP2020 Goal.




















Note:

Incidence rates are calculated per 100,000 population. Denominators to calculate age-adjusted rates to the Standard 2000 population derive from 2010 Census ZCTA data broken down into 11 age groups.

ND=Not Displayed. Rates are not calculated and displayed when there are less than six occurrences of the event over the course of 2008-2012.


Sources: Pennsylvania Department of Health, Bureau of Health Statistics and Research and 2010 U.S. Census. Calculations prepared by PHMC.

Table 11. Cancer Mortality Rates, 2008-2012, in Bryn Mawr Rehabilitation Hospital CHNA

| | | Bryn Mawr Rehabilitation Hospital | SEPA | |
|---|--|---|------------------|---|
| | | Rate per 100,000 | Rate per 100,000 | |
| | | Avg. Number | Avg. Number | |
| All Selected Cancer Sites | | 165.8 | 185.7 | |
| | | 2,253 | 8,403 | |
| Selected Sites | | | | |
| | Female Breast | 23.0 | 25.6 | |
| | | 176 | 664 |  |
| | Colorectal | 16.2 | 17.1 | |
| | | 222 | 779 |  |
| | Female Genital | 15.7 | 17.7 | |
| | | 121 | 452 |  |
| | Lung, Bronchus, and Trachea | 43.5 | 49.4 | |
| | | 583 | 2,212 |  |
| | Prostate Cancer | 19.5 | 24.3 | |
| | | 106 | 426 |  |
| | Leukemia | 6.7 | 7.0 | |
| | | 89 | 315 |  |
| | Melanoma of the Skin | 3.4 | 2.9 | |
| | | 45 | 130 |  |
| | Non-Hodgkin Lymphoma | 6.3 | 6.5 | |
| | | 86 | 293 |  |
| | Stomach | 3.2 | 3.7 | |
| | | 43 | 166 |  |
| | Small Intestine | 0.5 | .4 | |
| | | 7 | 20 |  |
| | Liver and Intrahepatic Bile Duct | 4.9 | 7.1 | |
| | | 67 | 327 |  |
| | Pancreas | 11.5 | 12.6 | |
| | | 155 | 570 |  |
| | Bone and Articular Cartilage | ND | 0.4 | |
| | | ND | 17 |  |
| | Urinary Bladder | 4.2 | 4.7 | |
| | | 59 | 219 |  |
| | Kidney and Renal Pelvis | 3.3 | 3.6 | |
| | | 45 | 166 |  |
| | Brain and Other Central Nervous System | 4.4 | 4.0 | |
| | | 60 | 177 |  |
| | Thyroid | 0.5 | 0.6 | |
| | | 7 | 26 |  |
| | Hodgkin Lymphoma | ND | 0.4 | |
| | | ND | 16 |  |
| Other Cancer Sites | | 27.5 | 31.4 | |
| | | 376 | 1,430 |  |
| HP2020 Goal for female breast cancer: 20.7 deaths per 100,000 females. | | | | |
| HP2020 Goal for colorectal cancer: 14.5 deaths per 100,000 population. | | | | |
| HP2020 Goal for prostate cancer: 21.8 deaths per 100,000 males. | | | | |
| HP2020 Goal for melanoma: 2.4 deaths per 100,000 population. | | | | |
| Sources: | | | | |
| Pennsylvania Department of Health, Bureau of Health Statistics and Research and 2010 U.S. Census. Calculations prepared by PHMC. | | | | |
| Incidence rates are calculated per 100,000 population. Denominators to calculate age-adjusted rates to the Standard 2000 population derive from 2010 Census ZCTA data broken down into 11 age groups. | | | | |
| ND=Not Displayed. Rates are not calculated and displayed when there are less than six occurrences of the event over the course of 2008-2012. | | | | |








APPENDIX D: HOUSEHOLD HEALTH SURVEY TABLES

KEY

 Blue shading indicates HP2020 Goal is not been met.

Bar graphs in right column show trends over time.

Table 1. Selected Social Indicators, Adults 18+, in Bryn Mawr Rehabilitation Hospital CHNA Area, 2015

| | | Bryn Mawr Rehabilitation Hospital | SEPA | Bar Chart | |
|------------------------------|---------------------------------------|---|-----------|---|--|
| | | N | N | | |
| | | % | % | | |
| Religious Affiliation (2012) | | | | | |
| | Protestant | 315,100 | 1,248,600 |  | |
| | | 38.5% | 41.3% | | |
| | Catholic | 289,300 | 960,600 |  | |
| | | 35.3% | 31.8% | | |
| | Jewish | 24,800 | 125,200 |  | |
| | | 3.0% | 4.1% | | |
| | No Religious Affiliation/Other | 190,200 | 685,600 |  | |
| | | 23.2% | 22.7% | | |
| | | | | | |
| Social Capital | | | | | |
| | Low Social Capital | 272,300 | 1,109,900 |  | |
| | | 29.5% | 35.2% | | |
| | | | | | |
| Cultural Barriers | | | | | |
| | Lives Alone (60+) | 79,300 | 267,500 |  | |
| | | 30.2% | 30.9% | | |
| | Speaks a non-English language at home | 105,900 | 481,900 |  | |
| | | 11.5% | 15.2% | | |
| | | | | | |

Notes:

Source: PHMC's 2012 Southeastern Pennsylvania Household Health Survey

Table 2. Physical Health Status of Adults 18+ in Bryn Mawr Rehabilitation Hospital CHNA Area, 2015





| | | Bryn Mawr Rehabilitation Hospital | SEPA | Bar Chart | | |
|---|--|---|-----------|---|---|--|
| | | N | N | | | |
| | | % | % | | | |
| Overall Health Status | | | | | | |
| | Excellent/Very Good/Good | 786,100 | 2,604,600 |  | | |
| | | 85.0% | 82.3% | | | |
| | Excellent/Very Good/Good (age adjusted)* | 86.0% | 83.8% |  | | |
| | | | | | | |
| | Fair/Poor | 138,600 | 560,800 |  | | |
| | | 15.0% | 17.7% | | | |
| Healthy People 2020 Goal for Good or Better Health: 79.8%. Highlighted cells do not meet HP2020 Goal. | | | | | | |
| Body Mass Index, Adults 20+ | | | | | | |
| | Overweight | 318,800 | 1,057,800 |  | | |
| | | 35.4% | 34.4% | | | |
| | Obese | | 247,100 | 926,500 |  | |
| | | | 27.5% | 30.1% | | |
| | Obese (age adjusted)* | 26.2% | 29.3% |  | | |
| | | | | | | |
| Healthy People 2020 Goal for Obesity is 30.6% of adults 20+. Highlighted cells do not meet HP2020 Goal. Overweight is defined as having a BMI of 25-29 and obese is defined as having a BMI of 30 or greater. | | | | | | |
| Chronic Health Conditions | | | | | | |
| | Ever diagnosed with asthma | 134,700 | 539,300 |  | | |
| | | 14.6% | 17.0% | | | |
| | Ever diagnosed with diabetes | | 100,400 | 401,500 |  | |
| | | | 10.9% | 12.7% | | |
| Ever diagnosed with high blood pressure | | 282,700 | 1,051,100 |  | | |
| | | 30.7% | 33.3% | | | |
| High blood pressure (age adjusted)* | | 24.2% | 27.4% |  | | |
| | | | | | | |
| Not taking prescribed BP medication all or nearly all the time | | 8,600 | 46,300 |  | | |
| | | 3.6% | 5.2% | | | |
| Not taking BP medication (age adjusted)* | | 6.0% | 6.7% |  | | |
| | | | | | | |
| Ever diagnosed with arthritis (2012) | | 207900 | 834,000 |  | | |
| | | 24.6% | 26.7% | | | |
| Healthy People 2020 Goal for adults with hypertension is 26.9% or fewer, and for adults with hypertension not taking medication, 30.5% or fewer. Highlighted cells do not meet HP2020 goal. | | | | | | |

Notes:

*Age adjusted using the direct method and the 2000 U.S. standard million population.

Source: PHMC's 2015 Southeastern Pennsylvania Household Health Survey















Table 3. Mental Health Status of Adults 18+ in Bryn Mawr Rehabilitation Hospital CHNA Area, 2015

| | | Bryn Mawr Rehabilitation Hospital | SEPA | Bar Chart |
|-------------------------------------|---|---|------------------|---|
| | | N % | N % | |
| Mental Health Status | | | | |
| | Diagnosed with mental health condition | 155,000 16.8% | 551,400 17.5% |  |
| | Not receiving treatment for mental health condition | 92,200 59.6% | 205,700 37.4% |  |
| Substance Abuse and Recovery | | | | |
| | Ever had a substance abuse problem | 9,700 1.1% | 70,800 2.3% |  |
| | Currently in recovery | 48,200 5.8% | 259,900 8.4% |  |

Notes:

Source: PHMC's 2015 Southeastern Pennsylvania Household Health Survey.

























Table 4. Health Insurance and Access to Care for Adults 18+ in Bryn Mawr Rehabilitation Hospital CHNA Area, 2015

| | | Bryn Mawr Rehabilitation Hospital | SEPA | Bar Chart |
|--|--|---|---|---|
| | | N % | N % | |
| Insurance Status | | | | |
| Insured (18+) through: | Uninsured (18-64) | 47,900 | 214,200 |  |
| | | 6.6% | 8.6% | |
| | No RX insurance | 119,200 | 503,100 |  |
| | | 13.1% | 16.2% | |
| | Medicaid | 86,400 | 424,100 |  |
| | | 9.6% | 14.0% | |
| | Medicare (Part A) | 251,900 | 933,000 |  |
| | | 28.0% | 30.6% | |
| | Private Insurance | 572,300 | 1,721,900 |  |
| | | 62.1% | 54.8% | |
| Self-pay | 474,200 | 1,597,900 |  | |
| | 51.9% | 51.2% | | |
| Healthy People 2020 Goal for health insurance is 100% of all adults. Highlighted cells do not meet HP2020 goal. | | | | |
| Marketplace Enrollment | | | | |
| | Enrolled in Marketplace plan since 2013 | 56,200 | 198,200 |  |
| | | 34.6% | 36.3% | |
| | Difficult to find a plan with affordable premiums | 95,800 | 349,500 |  |
| | | 62.2% | 66.4% | |
| | Difficult to find a plan with affordable co-pays and deductibles | 98,500 | 355,900 |  |
| | | 64.5% | 67.7% | |
| | | | | |
| Access to Care | | | | |
| In the past year did not... | No Regular Source of Care | 112,800 | 400,600 |  |
| | | 12.2% | 12.7% | |
| | Receive health care due to cost | 86,400 | 323,400 |  |
| | | 9.3% | 10.2% | |
| | Fill a prescription due to cost | 100,200 | 419,800 |  |
| | | 10.9% | 13.3% | |
| Healthy People 2020 Goal for adults with no regular source of care is 26.1% Highlighted cells do not meet HP2020 goal. | | | | |
| Hospital Visits | | | | |
| | Mean number of ED visits in past year | 0.5 | 0.6 |  |
| | | | | |
| | Median number of ED visits in past year | 0.0 | 0.0 |  |
| | | | | |

Notes:

Source: PHMC's 2015 Southeastern Pennsylvania Household Health Survey























Table 5. Health Behaviors for Adults 18+ in Bryn Mawr Rehabilitation Hospital CHNA Area, 2015

| | | Bryn Mawr Rehabilitation Hospital | SEPA | Bar Chart | |
|--|---|---|---|---|---|
| | | N % | N % | | |
| Diet and Nutrition | | | | | |
| | Fewer than four servings of fruits and vegetables in a typical day | 672,100 | 2,369,100 |  |  |
| | | 74.3% | 77.1% | | |
| | Ate fast food in the past week | 287,400 | 1,087,700 |  |  |
| | | 31.0% | 34.3% | | |
| | Cut a meal in the past year due to cost | 10,100 | 61,500 |  |  |
| | | 3.6% | 6.6% | | |
| | | | | | |
| Physical Activity | | | | | |
| | Did not exercise in the past month | 174,100 | 685,400 |  |  |
| | | 19.0% | 21.7% | | |
| | Exercised fewer than 3 days per week | 424,900 | 1,526,800 |  |  |
| | | 46.3% | 48.4% | | |
| | Uncomfortable visiting neighborhood outdoor space during the day | 176,900 | 677,700 |  |  |
| | | 19.4% | 21.8% | | |
| Healthy People 2020 Goal for no leisure time physical activity is 32.6%. Highlighted cells do not meet HP 2020 Goal. | | | | | |
| Cigarette Smoking | | | | | |
| | Smokes cigarettes | 126,100 | 541,000 |  |  |
| | | 13.7% | 17.1% | | |
| | Smokes cigarettes (age adjusted)* | 14.0% | 17.6% |  |  |
| | | | | | |
| | Tried to quit smoking in past year (among smokers) | 77,800 | 316,300 |  |  |
| | | 62.1% | 58.7% | | |
| | Used e-cigarettes once or more in past month | 57,200 | 217,900 |  |  |
| | | 6.2% | 6.9% | | |
| Someone smokes cigarettes inside home | 89,900 | 372,100 |  |  | |
| | 9.7% | 11.7% | | | |
| Healthy People 2020 Goal for cigarette smoking is 12%, Goal for smokers trying to quit is 80%, and goal for smoke free homes is 87%. Highlighted cells do not meet | | | | | |
| Problem Drinking | | | | | |
| | Had five or more drinks on the same occasion in the past month (2012) | 33,100 | 125,400 |  |  |
| | | 4.0% | 4.1% | | |
| | | | | | |

Source: PHMC's 2012 and 2015 Southeastern Pennsylvania Household Health Surveys.

*Age adjusted using the direct method and the 2000 U.S. standard million population.

Table 6. Utilization of Services by Adults 18+ in Bryn Mawr Rehabilitation Hospital CHNA Area, 2015

| | | Bryn Mawr Rehabilitation Hospital | SEPA | Bar Chart | |
|--|--|---|--------------------|---|---|
| | | N % | N % | | |
| Healthcare Visits | | | | | |
| | Did not visit healthcare provider in past year | 122,000 13.3% | 411,000 13.2% |  |  |
| | Did not visit dentist in past year | 229,700 24.9% | 1,012,900 32.1% |  |  |
| | | | | | |
| Health Screenings | | | | | |
| | Did not ever have HIV test | 507,100 58.2% | 1,576,200 52.2% |  |  |
| | Did not have blood pressure test in past year | 73,300 8.0% | 280,700 8.9% |  |  |
| | Did not have colonoscopy in past 10 years (adults 50+) | 152,200 28.7% | 527,400 29.6% |  |  |
| | Did not have Pap test in past three years (women 21-65) | 61,400 17.2% | 195,600 15.4% |  |  |
| | No Pap test (age adjusted)* | 15.2% | 13.3% |  |  |
| | Did not have clinical breast exam in past year (women) | 165,200 34.3% | 593,200 35.2% |  |  |
| | Did not have mammogram in past two years (women 50-74)* | 48,100 20.1% | 161,700 19.6% |  |  |
| | No mammogram (age adjusted)* | 19.9% | 19.5% |  |  |
| | Did not have PSA or rectal exam for prostate cancer in past year (men 45+) | 119,700 44.7% | 435,900 49.4% |  |  |
| | | | | | |
| Healthy People 2020 Goal for cervical cancer screenings is 93%, mammograms is 81.1%. Highlighted cells do not meet HP 2020 Goal. | | | | | |


Healthy People 2020 Goal for cervical cancer screenings is 93%, mammograms is 81.1%. Highlighted cells do not meet HP 2020 Goal.

Notes:

*Age adjusted using the direct method and the 2000 U.S. standard million population.




















Source: PHMC's 2015 Southeastern Pennsylvania Household Health Survey

Table 7. Older Adult (60+) Service Needs and Mental Health in Bryn Mawr Rehabilitation Hospital CHNA Area, 2015

| | | Bryn Mawr Rehabilitation Hospital | SEPA | Bar Chart | |
|--|---|---|---------|---|--|
| | | N | N | | |
| | | % | % | | |
| Wishes to Remain in Current Home | | | | | |
| | Five years or less | 43,100 | 162,500 |  | |
| | | 17.7% | 20.4% | | |
| | More than five years, less than ten | 36,500 | 124,500 |  | |
| | | 15.0% | 15.6% | | |
| | Ten or more years | 163,500 | 508,900 |  | |
| | | 67.3% | 63.9% | | |
| | | | | | |
| Services for Older Adults | | | | | |
| | Paid for care in the home in past year | 17,700 | 67,600 |  | |
| | | 6.7% | 7.8% | | |
| | Received informal care in the home in the past year | 14,900 | 68,000 |  | |
| | | 24.1% | 29.5% | | |
| | Needs meal or food programs | 3,300 | 25,000 |  | |
| | | 1.3% | 3.1% | | |
| | Needs transportation services | 10,500 | 47,300 |  | |
| | | 4.4% | 6.1% | | |
| | Used meal or food programs in the past year | 11,800 | 56,600 |  | |
| | | 4.4% | 6.5% | | |
| | Used transportation programs in the past year | 23,400 | 96,200 |  | |
| | | 8.8% | 11.0% | | |
| | | | | | |
| Mental Health and Social Isolation | | | | | |
| | Signs of depression | 26,000 | 97,400 |  | |
| | | 10.5% | 12.1% | | |
| | Talks to friends or relatives less than once a week | 242,900 | 815,600 |  | |
| | | 92.7% | 94.3% | | |
| Signs of depression is defined as having four or more depression symptoms on a ten item scale. | | | | | |

Source: PHMC's 2015 Southeastern Pennsylvania Household Health Survey

Table 8. Older Adult (60+) Health Status in Bryn Mawr Rehabilitation Hospital CHNA Area, 2015

| | | Bryn Mawr Rehabilitation Hospital | SEPA | Bar Chart | |
|---|------------------------------------|---|---|---|--|
| | | N | N | | |
| | | % | % | | |
| Physical Health Status | | | | | |
| | Excellent/Very Good/Good | 226,200 | 689,900 |  | |
| | | 85.8% | 79.3% | | |
| | Fair/Poor | 37,500 | 180,000 |  | |
| | | 14.2% | 20.7% | | |
| | Fallen in past year | 55,500 | 191,500 |  | |
| | | 20.9% | 22.0% | | |
| Health Conditions | | | | | |
| | Diagnosed with high blood pressure | 137,700 | 493,600 |  | |
| | | 52.1% | 56.8% | | |
| | Diagnosed with diabetes | 53,400 | 194,400 |  | |
| | | 20.2% | 22.4% | | |
| | Diagnosed with arthritis (2012) | 114,100 | 440,100 |  | |
| | | 48.8% | 52.8% | | |
| Body Mass Index | | | | | |
| | Overweight | 94,800 | 326,000 |  | |
| | | 35.9% | 37.4% | | |
| | Obese | 75,500 | 254,500 |  | |
| | | 28.6% | 29.2% | | |
| Activities of Daily Living | | | | | |
| | At least one ADL limitation | 27,500 | 105,400 |  | |
| | | 10.4% | 12.1% | | |
| | At least one IADL limitation | 54,000 | 210,400 |  | |
| | | 20.4% | 24.1% | | |
| ADL refers to Activities of Daily Living. IADL refers to Instrumental Activities of Daily Living. | | | | | |
| Use of Aids All or Most of the Time | | | | | |
| | Grab bars in bathroom | 83,500 | 265,500 |  | |
| | | 31.6% | 30.6% | | |
| | Bathtub seat | 41,900 | 152,900 |  | |
| | | 15.8% | 17.6% | | |
| | Raised toilet seat | 42,100 | 147,000 |  | |
| | | 16.0% | 16.9% | | |
| | Portable toilet seat | 12,400 | 54,100 |  | |
| | | 4.7% | 6.2% | | |
| | Cane | 46,100 | 189,800 |  | |
| | | 17.4% | 21.8% | | |
| | Walker | 27,900 | 98,300 |  | |
| | | 10.5% | 11.3% | | |
| | Wall railings | 38,000 | 147,300 |  | |
| | | 14.4% | 16.9% | | |
| Wheelchair | 10,300 | 40,100 |  | | |
| | 3.9% | 4.6% | | | |
| Hearing aid(s) | 22,200 | 61,100 |  | | |
| | 8.4% | 7.0% | | | |

Source: PHMC's 2012 and 2015 Southeastern Pennsylvania Household Health Surveys.

APPENDIX E: CONCUSSIONS & BRAIN INJURIES

Table 1 MLH Hospitals' ED Outpatients Diagnosed with a Concussion by Age

| | Bryn Mawr Hospital Number | Lankenau Medical Center Number | Paoli Hospital Number | Riddle Hospital Number | Total Number |
|-------|------------------------------|-----------------------------------|--------------------------|---------------------------|-----------------|
| Age | | | | | |
| 0-17 | 210 | 17 | 125 | 28 | 388 |
| 18-44 | 127 | 94 | 175 | 9 | 474 |
| 45-64 | 40.0 | 43 | 80 | 3 | 189 |
| 65+ | 8.0 | 14 | 59 | 2 | 87 |
| Total | 385 | 168 | 439 | 24 | 1138 |

Source: MLH Finance, FY14

Table 2 Inpatient Discharges With Primary Diagnosis of Concussion by Age and MLH Hospital*

| | Bryn Mawr Hospital Percent Number | Lankenau Medical Center Percent Number | Paoli Hospital Percent Number | Riddle Hospital Percent Number | Total All Hospitals Percent Number |
|----------------|---|--|-------------------------------------|--------------------------------------|--|
| Age | | | | | |
| 0-17 | 31.3 5 | 0.0 0 | 1.2 2 | 0.0 0 | 3.2 7 |
| 18-44 | 12.5 2 | 7.1 1 | 37.2 64 | 6.3 1 | 31.2 68 |
| 45-64 | 18.8 3 | 21.4 3 | 30.8 53 | 6.3 1 | 27.5 60 |
| 65+ | 37.5 6 | 71.4 10 | 30.8 53 | 87.5 14 | 38.1 83 |
| Total All Ages | 100.0 16 | 100.0 14 | 100.0 172 | 100.0 16 | 100.0 218 |

*Primary ICD-9 Code (Concussion) included in the above discharges

| | | | | | |
|--|--|--|--|--|--|
| <input checked="" type="checkbox"/> 850 | | | | | |
| <input checked="" type="checkbox"/> 850.11 | | | | | |
| <input checked="" type="checkbox"/> 850.2 | | | | | |
| <input checked="" type="checkbox"/> 850.5 | | | | | |
| <input checked="" type="checkbox"/> 850.9 | | | | | |
| <input type="checkbox"/> | | | | | |

Table 3 Inpatient Brain Injury Discharges at PA Hospitals of Residents from the BMRH CHNA Area by Year

| | Fiscal Year 2012 | Fiscal Year 2013 | Fiscal Year 2014 |
|---|------------------|------------------|------------------|
| | Percent | Percent | Percent |
| | Number | Number | Number |
| All Main Line Health Acute Care Hospitals | 32.6 | 40.1 | 41.3 |
| | 303 | 311 | 325 |
| Paoli Hospital* | 23.5 | 27.8 | 28.1 |
| | 218 | 215 | 221 |
| Bryn Mawr Hospital | 4.3 | 7.6 | 8.5 |
| | 40 | 59 | 67 |
| Riddle Hospital | 3.3 | 2.8 | 2.9 |
| | 31 | 22 | 23 |
| Lankenau Medical Center | 1.5 | 1.9 | 1.8 |
| | 14 | 15 | 14 |
| Crozer Chester* | 34 | 25 | 24 |
| | 317 | 192 | 186 |
| Hospital of the University of Pennsylvania* | 6 | 7 | 7 |
| | 55 | 50 | 54 |
| Thomas Jefferson University Hospital* | 7 | 6 | 5 |
| | 67 | 43 | 40 |
| Other SEPA Hospitals | 19.9 | 23 | 23 |
| | 184 | 178 | 181 |
| Notes: | | | |
| * _ _ _ _ _ Trauma Center | | | |

Brain Injury: ICD PriDx Codes:800.-801.99; 803.0-804.99; 850.0-854.19; 950.1-950.3;959.01; and 995

HUP Trauma Center has been relocated to Penn Presbyterian.

APPENDIX F: LISTS OF COMMUNITY RESOURCES

The following are lists of Community Resources that were gleamed from various public sources. The information is accurate to the extent of the accuracy of these public sources. Any omissions are unintentional. The Main Line Health hospitals will continue to evaluate all available resources to help improve the health of their communities.

CHESTER COUNTY RESOURCES

| Name: Acute Care Hospitals | Address | City | State | Zip |
|---|--------------------------|-----------------|--------------|------------|
| Brandywine Hospital | 201 REESEVILLE ROAD | Coatesville | PA | 19320 |
| Chester County Hospital (UPHS) | 701 EAST MARSHALL ST | West Chester | PA | 19380 |
| Jennersville Regional Hospital (CHS) | 1015 WEST BALTIMORE PIKE | West Grove | PA | 19390 |
| Paoli Hospital | 255 WEST LANCASTER AVE | Paoli | PA | 19301 |
| Phoenixville Hospital (CHS) | 140 NUTT ROAD | Phoenixville | PA | 19460 |
| Name: Specialty Hospitals | Address | City | State | Zip |
| Coatesville VA Medical Center | 1400 BLACK HORSE HILL RD | Coatesville | PA | 19320 |
| Name: Rehabilitation Hospitals | Address | City | State | Zip |
| Bryn Mawr Rehabilitation Hospital (MLH) | 414 Paoli Pike | Malvern | PA | 19355 |
| Name: Nursing Homes (in CHNA Area) | Address | City | State | Zip |
| Bellingham Park | 1615 East Boot Road | West Chester | PA | 19380 |
| Brandywine Hall | 800 West Minor Street | West Chester | PA | 19382 |
| Golden Living Center | 833 S. Main Street | Phoenixville | PA | 19460 |
| The Inn at Freedom Village | 35 Freedom Blvd | West Brandywine | PA | 19320 |
| Pembroke Health and Rehabilitation Center | 1130 West Chester Pike | West Chester | PA | 19382 |
| Popcopson Home | 1695 Lenape Road | West Chester | PA | 19282 |
| Powerback Rehabilitation Phoenixville | 3000 Balfour Circle | Phoenixville | PA | 19460 |
| Wellington Terrance | 1361 E. Boot Road | West Chester | PA | 19380 |
| Name: Continuing Care Retirement Communities (CCRCs)(in CHNA Area) | Address | City | State | Zip |
| Barclay Friends | 700 N. Franklin Street | West Chester | PA | 19380 |
| Chester Valley Rehabilitation and Nursing Center | 238 East Lancaster Ave | Malvern | PA | 19355 |
| Devon Manor | 235 Lancaster Avenue | Devon | PA | 19333 |
| The Inn at Freedom Village | 15 Freedom Blvd | West Brandywine | PA | 19320 |
| Villa St Martha Center | 409 Manor Avenue | Downingtown | PA | 19355 |

CHESTER COUNTY RESOURCES

| Name: Health and Behavioral Health Providers | Address | Town | State | Zip | Type |
|--|---------------------------|----------------|--------------|------------|----------------------------|
| (Including community health centers, behavioral health facilities / services, retail medicine, urgent care, etc.) | | | | | |
| Advanced Treatment Systems | 1825 East Lincoln Highway | Coatesville | PA | 19320 | Drug Alcohol Mental Health |
| Bowling Green | 1375 Newark Road | Kennett Square | PA | 19348 | Drug Alcohol Mental Health |
| Center for Addictive Diseases | 479 Thomas Jones Way | Exton | PA | 19341 | Drug Alcohol Mental Health |
| ChesPenn Coatesville | 744 E. Lincoln Highway | Coatesville | PA | 19320 | Community Health Center |
| Chester Counseling Center | 701 S. Main Street | Phoenixville | PA | 19460 | Drug Alcohol Mental Health |
| Chester Counseling Center | 701 South Main St | Phoenixville | PA | 19460 | Drug Alcohol Mental Health |
| Chester County Womens Services Center | 1028 E. Lincoln Hwy. | Coatesville | PA | 19320 | Women's Health Center |
| Chester County Womens Services Center | 27 South Church St. | West Chester | PA | 19382 | Women's Health Center |
| Chester County Department of Drug Alcohol Services | 601 Westtown Road | West Chester | PA | 19382 | Drug Alcohol Mental Health |
| Child Guidance Resource Center | 744 E. Lincoln Highway | Coatesville | PA | 19320 | Drug Alcohol Mental Health |
| Community Services of Devereux | 1041 West Bridge Street | Phoenixville | PA | 19460 | Drug Alcohol Mental Health |
| Fellowship Health Resources | 723 Wheatland Street | Phoenixville | PA | 19460 | Drug Alcohol Mental Health |
| Gaudenzia Coatesville | 31 S. 10th Avenue | Coatesville | PA | 19320 | Drug Alcohol Mental Health |
| Gaudenzia West Chester | 110 Westtown Rd | West Chester | PA | 19380 | Drug Alcohol Mental Health |
| Holcomb Behavioral Health Systems | 469 Creamery Way | Exton | PA | 19341 | Drug Alcohol Mental Health |
| Holcomb Behavioral Health Systems | 835 Springdale Dr. | Exton | PA | 19341 | Drug Alcohol Mental Health |
| Holcomb Behavioral Health Systems | 224 Hall Street | Phoenixville | PA | 19460 | Drug Alcohol Mental Health |
| Holcomb Behavioral Health Systems | 920 E. Baltimore Pike | Kennett Square | PA | 19348 | Drug Alcohol Mental Health |
| Malvern Institute | 940 King Road | Malvern | PA | 19355 | Drug Alcohol Mental Health |
| Planned Parenthood Coatesville | 1001 East Lincoln Highway | Coatesville | PA | 19320 | Women's Health Center |
| Planned Parenthood West Chester | 8 S. Wayne St | West Chester | PA | 19382 | Women's Health Center |
| Chester County Community Dental Center | 744 E. Lincoln Highway | Coatesville | PA | 19320 | Dental Care |
| Project SALUD | 731 West Cypress Street | Kennett Square | PA | 19348 | Community Health Center |
| Community Volunteers in Medicine | 300 B Lawrence Dr. | West Chester | PA | 19380 | Community Health Center |
| Chester County Health Department | 601 Westtown Road | West Chester | PA | 19382 | County Health Department |
| Maternal and Child Health Consortium | 637 Millers Hill | Kennett Square | PA | 19348 | Women's Health Center |
| St. Agnes Nursing Center | 233 West Gay Street | West Chester | PA | 19380 | Community Health Center |
| The Children's Dental Clinic | 801 Conestoga Road | Berwyn | PA | 19312 | Dental Care |
| Option Care of Chester County | 400 New Kent Drive | West Chester | PA | 19380 | Community Health Center |
| The Clinic | 143 Church Street | Phoenixville | PA | 19460 | Community Health Center |
| CVS Minute Clinic | 105 E. Uwchlan Avenue | Exton | PA | 19341 | Retail Medical Clinic |
| CVS Minute Clinic | 1776 E. Lancaster Ave | Paoli | PA | 19301 | Retail Medical Clinic |
| CVS Minute Clinic | 3015 E. Lincoln Hwy | Thorndale | PA | 19372 | Retail Medical Clinic |

CHESTER COUNTY RESOURCES

| | | | | | |
|--------------------------------|--------------------------|----------------|----|-------|-----------------------|
| CVS Minute Clinic | 760 Miles Road | West Chester | PA | 19380 | Retail Medical Clinic |
| CVS Minute Clinic | 870 E. Baltimore Pike | Kennett Square | PA | 19348 | Retail Medical Clinic |
| Pioneer Urgent Care | 1572 Wilmington Pike | West Chester | PA | 19382 | Urgent Care Center |
| Premier Immediate Medical Care | 278 Eagleville Boulevard | Exton | PA | 19341 | Urgent Care Center |
| Doctor's Express Urgent Care | 150 E. Pennsylvania Ave | Downingtown | PA | 19335 | Urgent Care Center |
| Carestat Urgent Care Center | 1305 W. Chester Pike | Havertown | PA | 19083 | Urgent Care Center |
| Urgent Care | 127 W. Chester Pike | Swarthmore | PA | 19083 | Urgent Care Center |

CHESTER COUNTY RESOURCES

| Name: Social Services | Address | Town | State | Zip | Type |
|--|--------------------------|----------------|-------|-------|-----------------------------|
| (Including senior centers, homeless shelters, YMCAs, WIC centers, etc.) | | | | | |
| Life Transforming Ministries | 643 East Lincoln Highway | Coatesville | PA | 19320 | Education/Employment Center |
| Opportunities Industrialization Center | 790 East Market St | West Chester | PA | 19382 | Education/Employment Center |
| PA CareerLink | 250 East Harmony St | Coatesville | PA | 19320 | Education/Employment Center |
| The Employment, Advancement, Retention Network Center | 400 East Lincoln Highway | Coatesville | PA | 19320 | Education/Employment Center |
| The H.O.O.D Youth One-Stop | 530 East Union St | West Chester | PA | 19382 | Education/Employment Center |
| Wings for Success | 490 Lancaster Ave | Frazer | PA | 19355 | Education/Employment Center |
| Building Bridges Program (Human Services, Inc.) | 330 W. Market Street | West Chester | PA | 19380 | Homeless/Emergency Shelter |
| City Gate Shelter | 17 North Seventh Ave | Coatesville | PA | 19320 | Homeless/Emergency Shelter |
| CYWA Shelter | 423 E. Lincoln Highway | Coatesville | PA | 19320 | Homeless/Emergency Shelter |
| Domestic Violence Shelter | 6 Pine Street | West Chester | PA | 19381 | Homeless/Emergency Shelter |
| Friends Association for the Care and Protection of Children | 206 North Church St | West Chester | PA | 19380 | Homeless/Emergency Shelter |
| Good Samaritan Shelter | 141 East High Street | Phoenixville | PA | 19460 | Homeless/Emergency Shelter |
| His Mission | 342 East Birch Street | Kennett Square | PA | 19348 | Homeless/Emergency Shelter |
| Safe Harbor | 20 North Matlack Street | West Chester | PA | 19380 | Homeless/Emergency Shelter |
| Salvation Army | 101 East Market Street | West Chester | PA | 19381 | Homeless/Emergency Shelter |
| St. Agnes Day Room | 233 West Gay Street | West Chester | PA | 19380 | Homeless/Emergency Shelter |
| St. Mary's Franciscan Shelter | 209 Emmett Street | Phoenixville | PA | 19460 | Homeless/Emergency Shelter |
| Valley Forge REACT | 527 Berwyn Baptist Rd | Berwyn | PA | 19312 | Homeless/Emergency Shelter |
| W.C. Atkinson Men's Shelter | 810 East Diamond St | Coatesville | PA | 19320 | Homeless/Emergency Shelter |
| Salvation Army | 669 E Lincoln Hwy | Coatesville | PA | 19320 | Salvation Army |
| Salvation Army Family Store | 250 E Market St | West Chester | PA | 19382 | Salvation Army |
| Salvation Army Railton House | 101 E Market St | West Chester | PA | 19382 | Salvation Army |
| Coatesville Area Senior Center | 22 North 5th Ave | Coatesville | PA | 19320 | Senior Centers |
| Downton Area Senior Center, Inc. | 983 East Lancaster Ave | Downingtown | PA | 19335 | Senior Centers |
| Kennet Area Senior Center | 427 South Walnut St | Kennett Square | PA | 19348 | Senior Centers |
| Oxford Senior Center | 12 East Locust St | Oxford | PA | 19363 | Senior Centers |
| Phoenixville Senior Adult Activity Center | 153 Church St | Phoenixville | PA | 19460 | Senior Centers |
| West Chester Area Senior Center | 530 East Union St | West Chester | PA | 19382 | Senior Centers |
| Chester County Government Services Center | 601 Westtown Road | West Chester | PA | 19380 | Social Service Agency |
| Catholic Social Services | 105 Prospect Ave | West Grove | PA | 19390 | Social Services Referral |

CHESTER COUNTY RESOURCES

| | | | | | |
|--------------------------------------|-------------------------|----------------|----|--------|-----------------------------------|
| | | | | | Agencies |
| Human Services, Inc | 330 West Market St | Oxford | PA | 19382 | Social Services Referral Agencies |
| La Comunidad Hispana | 731 West Cypress St | Kennett Square | PA | 19348 | Social Services Referral Agencies |
| La Comunidad Hispana | 1001 E. Lincoln Highway | Coatesville | PA | 19320 | Social Services Referral Agencies |
| Oxford Area Neighborhood Services | 35 North Third St | Oxford | PA | 19636 | Social Services Referral Agencies |
| Phoenixville Area Community Services | 257 Church St | Phoenixville | PA | 19460 | Social Services Referral Agencies |
| WIC Office - Coatesville | 1001 E Lincoln Highway | Coatesville | PA | 19320 | WIC |
| WIC Office - Toughkenamon | 1120 Newark Rd | Toughkenamon | PA | 19374 | WIC |
| WIC Satellite Clinic - Spring City | 145 Chestnut Street | Spring City | PA | 19475 | WIC |
| WIC Satellite Office - Oxford | 6 Pine Street | Oxford | PA | 19363 | WIC |
| WIC Satellite Office - Phoenixville | 145 South Main Street | Phoenixville | PA | 19460 | WIC |
| Brandywine YMCA | 295 Hurley Rd | Coatesville | PA | 19320 | YMCA |
| Jennersville YMCA | 880 W. Baltimore Pike | West Grove | PA | 19390 | YMCA |
| Kennett YMCA | 101 Race Street | Kennett Square | PA | 19348 | YMCA |
| Octorara Program Center | 104 Highland Road | Atglen | PA | 19310 | YMCA |
| Oscar Lasko Youth Program Center | 1 East Chestnut Street | West Chester | PA | 19380 | YMCA |
| West Chester YMCA | 605 Airport Road | West Chester | PA | 19380 | YMCA |
| Child Guidance Resource Center | 744 E. Lincoln Highway | Coatesville | PA | 19320 | Child Behavioral Health |
| Human Services, Inc | 744 E. Lincoln Highway | Coatesville | PA | 19320 | Social Services Referral Agency |
| Kennett Square Family Center | 637 Millers Hill | Kennett Square | PA | 193488 | Social Services |

CHESTER COUNTY RESOURCES

| Name: Food Sources | Address | Town | State | Zip | Type |
|---|-----------------------------|-----------------|-------|-------|------------------------------|
| (Includes supermarkets, food pantries, farmer's markets / produce stands, etc) | | | | | |
| Hidden Acres Farm Market | 956 Fallowfield Rd | Atglen | PA | 19310 | Farmers Market/Produce Stand |
| Acme | 851 Gap Newport Pike | Avondale | PA | 19311 | Grocery Store |
| Glen Willow Orchards | 1657 Glen Willow Road | Avondale | PA | 19311 | Farmers Market/Produce Stand |
| Mission Santa Maria | 9016 Gap Newport Pike | Avondale | PA | 19311 | Food Pantry/Cupboard |
| New Garden Growers Market | 8943 Gap Newport Pike | Avondale | PA | 19311 | Farmers Market/Produce Stand |
| Pathmark | 450 Swedesford Rd | Berwyn | PA | 19312 | Grocery Store |
| Trinity Presbyterian Food Bank | 640 Berwyn Ave. | Berwyn | PA | 19312 | Food Pantry/Cupboard |
| Siw Vegetables | 4317 South Creek Road | Chadds Ford | PA | 19317 | Farmers Market/Produce Stand |
| Acme | 400 Simpson Drive | Chester Springs | PA | 19425 | Grocery Store |
| Anselma Farmers & Artisans Market | 1730 Conestoga Rd. | Chester Springs | PA | 19425 | Farmers Market/Produce Stand |
| Clover Mill Farm | 1439 Clover Mill Road | Chester Springs | PA | 19425 | Farmers Market/Produce Stand |
| Milky Way Farm | 521 Uwchlan Avenue | Chester Springs | PA | 19425 | Farmers Market/Produce Stand |
| Cheap Grocer | 809 E Lincoln Hwy | Coatesville | PA | 19320 | Grocery Store |
| Coatesville Community Food Co-op | 800 South First Ave. | Coatesville | PA | 19320 | Food Pantry/Cupboard |
| Holy Tabernacle Church of God in Christ | 533 Coates St. | Coatesville | PA | 19320 | Food Pantry/Cupboard |
| Hurricane Hill Farm | 704 East Reeceville Road | Coatesville | PA | 19320 | Farmers Market/Produce Stand |
| Jubilee Evangelistic Ministries | 920 E. Lincoln Highway | Coatesville | PA | 19320 | Food Pantry/Cupboard |
| Salvation Army | 669 East Lincoln Hwy | Coatesville | PA | 19320 | Food Pantry/Cupboard |
| Triple Fresh | 801 Doe Run Rd | Coatesville | PA | 19320 | Grocery Store |
| Vollmecke Orchards FS | 155 Cedar Knoll Road | Coatesville | PA | 19520 | Farmers Market/Produce Stand |
| King's Potato Farm | 302 Daleville Road | Cochranville | PA | 19330 | Farmers Market/Produce Stand |
| Devon Whole Food Village | 821 West Lancaster Ave | Devon | PA | 19087 | Farmers Market/Produce Stand |
| Duncans Farm | 966 North Valley Forge Road | Devon | PA | 19333 | Farmers Market/Produce Stand |
| Great Valley Food Cupboard | 945 North Valley Forge Road | Devon | PA | 19333 | Food Pantry/Cupboard |
| Acme | 3951 W Lincoln Hwy | Downington | PA | 19335 | Grocery Store |
| Lord's Pantry of Downingtown | 141 E Lancater Ave | Downington | PA | 19335 | Food Pantry/Cupboard |
| Wegman's | 1056 E. Lancaster Ave | Downington | PA | 19335 | Grocery Store |
| East Goshen Farmers Market | 1161 PAOLI PIKE | East Goshen | PA | 19380 | Farmers Market/Produce Stand |
| Elverson Farmers Market | 83 West Main Street | Elverson | PA | 19520 | Farmers Market/Produce Stand |
| Hopewell Furnace Farm Market | 2 Mark Bird Lane | Elverson | PA | 19520 | Farmers Market/Produce Stand |
| Acme | 11 West Lincoln Hwy | Exton | PA | 19341 | Grocery Store |
| Giant | 141 E. Swedesford Rd | Exton | PA | 19341 | Grocery Store |
| People's Pantry at Church Road | 400 Lancaster Ave. | Frazer | PA | 19355 | Food Pantry/Cupboard |
| Ludwigs Corner Hardware | 1230 Pottstown Pike | Glenmoore | PA | 19343 | Farmers Market/Produce Stand |
| Salvation Army Service Unit | 570 Fairview Rd | Glenmoore | PA | 19343 | Food Pantry/Cupboard |
| Alpaca Orchards | 262 Lippitt Rd | Honey Brook | PA | 19344 | Farmers Market/Produce Stand |

CHESTER COUNTY RESOURCES

| | | | | | |
|-----------------------------------|-------------------------------|--------------------|----|-------|------------------------------|
| Brandywine Produce | 180 Beaver Dam Road | Honey Brook | PA | 19344 | Farmers Market/Produce Stand |
| King's Herb Nook | 1060 Compass Road | Honey Brook | PA | 19344 | Farmers Market/Produce Stand |
| The Blessing House | 197 Leary Rd. | Honeybrook | PA | 19344 | Food Pantry/Cupboard |
| Barnard's Orchard and Greenhouses | 1079 Wawaset Road | Kennett Square | PA | 19348 | Farmers Market/Produce Stand |
| Genuardi's | 830 E. Baltimore Pike | Kennett Square | PA | 19348 | Grocery Store |
| Kennett Area Community Services | 136 W Cedar St | Kennett Square | PA | 19348 | Food Pantry/Cupboard |
| Kennett Farmers Market | N. Union St & W. State St | Kennett Square | PA | 19348 | Farmers Market/Produce Stand |
| Kennett Farms | 326 East Hillendale Road | Kennett Square | PA | 19348 | Farmers Market/Produce Stand |
| New Garden FS | 290 Thompson Rd | Kennett Square | PA | 19348 | Farmers Market/Produce Stand |
| Pathstone | 421 McFarland Rd. | Kennett Square | PA | 19348 | Food Pantry/Cupboard |
| School House Crossing | 219 Onix Drive | Kennett Square | PA | 19348 | Farmers Market/Produce Stand |
| SuperFresh | 863 E. Baltimore Pike | Kennett Square | PA | 19348 | Grocery Store |
| COOL BREEZE GOURMET GREENS | 1001 WICKERTON RD | Landenberg | PA | 19350 | Farmers Market/Produce Stand |
| Schmidts Tree Farm | 1741 Flint Hill Road | Landenberg | PA | 19350 | Farmers Market/Produce Stand |
| Briar Hollow | 476 Little Elk Creek Road | Lincoln University | PA | 19352 | Farmers Market/Produce Stand |
| STOLTZFUS ISRAEL | 204 CROWL TOOT RD | Lincoln University | PA | 19352 | Farmers Market/Produce Stand |
| Acme | 75 Valley Stream Pkwy | Malvern | PA | 19355 | Grocery Store |
| Food Source | 653 Swedesford Rd | Malvern | PA | 19355 | Grocery Store |
| Giant | 225 Lancaster Ave | Malvern | PA | 19355 | Grocery Store |
| Great Valley Farmers Market | Great Valley Corporate Center | Malvern | PA | 19355 | Farmers Market/Produce Stand |
| Wegman's | 50 Foundry Way | Malvern | PA | 19355 | Grocery Store |
| Acme | 2176 Baltimore Pike | Oxford | PA | 19363 | Grocery Store |
| Family Produce | 215 S. 3rd St | Oxford | PA | 19363 | Farmers Market/Produce Stand |
| Oxford Church of God | 198 Barnsley Rd. | Oxford | PA | 19363 | Food Pantry/Cupboard |
| Oxford Farm Market #1 & #2 | 193 Limestone Road | Oxford | PA | 19363 | Farmers Market/Produce Stand |
| Oxford Neighborhood Services | 35 N 3rd St | Oxford | PA | 19363 | Food Pantry/Cupboard |
| Oxford Village Farm Market | Third St & Locust St. | Oxford | PA | 19363 | Farmers Market/Produce Stand |
| Acme | 39 Leopard Rd | Paoli | PA | 19301 | Grocery Store |
| Church of the Good Samaritan | 212 W Lancaster Ave | Paoli | PA | 19301 | Food Pantry/Cupboard |
| Paoli Presbyterian Church | 225 S. Valley Rd. | Paoli | PA | 19301 | Food Pantry/Cupboard |
| SuperFresh | 4 Industrial Blvd | Paoli | PA | 19301 | Grocery Store |
| Hershey's Farm Market | 959 South Octorara Trail | Parkesburg | PA | 19365 | Farmers Market/Produce Stand |
| King's Sweet Corn & Produce | 2858 Lower Valley Road | Parkesburg | PA | 19365 | Farmers Market/Produce Stand |
| Parkesburg Farm Market | 315 First Avenue | Parkesburg | PA | 19365 | Farmers Market/Produce Stand |
| Parkesburg Mobile Food Pantry | 10 Cemetery Rd | Parkesburg | PA | 19365 | Food Pantry/Cupboard |
| Acme | 785 Starr Street | Phoenixville | PA | 19460 | Grocery Store |
| Baptist Church of Phoenixville | 248 Church St | Phoenixville | PA | 19460 | Food Pantry/Cupboard |

CHESTER COUNTY RESOURCES

| | | | | | |
|---|---------------------------------|--------------|----|-------|------------------------------|
| Phoenixville Area Community Services | 257 Church St | Phoenixville | PA | 19460 | Food Pantry/Cupboard |
| Phoenixville Farmers Market | Corner Of Bridge & Taylor Alley | Phoenixville | PA | 19460 | Farmers Market/Produce Stand |
| St. Peter's Episcopal Church | 121 Church St | Phoenixville | PA | 19460 | Food Pantry/Cupboard |
| Yeagers Farm & Market Inc | 1015 Pike Springs Road | Phoenixville | PA | 19460 | Farmers Market/Produce Stand |
| Kolb's Farm Store | 151 Kolb Road | Spring City | PA | 19475 | Farmers Market/Produce Stand |
| Project Outreach Food Pantry | 145 Chesnut St | Spring City | PA | 19475 | Food Pantry/Cupboard |
| Acme | 907 Paoli Pike | West Chester | PA | 19380 | Grocery Store |
| Acme | 1161 Wilmington Pike | West Chester | PA | 19380 | Grocery Store |
| ALDI | 1146 Saint Finegan Dr | West Chester | PA | 19382 | Grocery Store |
| Giant | 698 Downingtown Pike | West Chester | PA | 19380 | Grocery Store |
| Giant | 1502 West Chester Pike | West Chester | PA | 19382 | Grocery Store |
| Highland Orchards | 1000 Marshalton-Thorndale Road | West Chester | PA | 19380 | Farmers Market/Produce Stand |
| Pete's Produce Farm | 1225 East Street Road | West Chester | PA | 19382 | Farmers Market/Produce Stand |
| Queens Farm | 2069 W Street Rd | West Chester | PA | 19382 | Farmers Market/Produce Stand |
| Salvation Army | 101 E Market St | West Chester | PA | 19382 | Food Pantry/Cupboard |
| ShopRite | 1115 W. Chester Pike | West Chester | PA | 19382 | Grocery Store |
| St. Agnes Day Room | 233 E Gay St | West Chester | PA | 19380 | Food Pantry/Cupboard |
| West Chester FM | Church & Chestnut | West Chester | PA | 19382 | Farmers Market/Produce Stand |
| West Chester Food Cupboard | 545 E Gay St | West Chester | PA | 19380 | Food Pantry/Cupboard |
| Catholic Social Services | 105 Prospect Ave | West Grove | PA | 19390 | Food Pantry/Cupboard |
| The Bridge Food Pantry and Clothes Closet | 240 State Road | West Grove | PA | 19390 | Food Pantry/Cupboard |
| West Grove Farmers Market | Harmony Road | West Grove | PA | 19390 | Farmers Market/Produce Stand |
| West Grove United Methodist Church | 300 N. Guernsey Road | West Grove | PA | 19390 | Food Pantry/Cupboard |

DELAWARE COUNTY RESOURCES

| Name: Acute Care Hospitals | Address | Town | State | Zip |
|--|---------------------------------|----------------|--------------|------------|
| Crozer-Chester Medical Center (Crozer) | One Medical Center Boulevard | Upland | PA | 19013 |
| Springfield Hospital (Crozer) | 190 West Sproul Road | Springfield | PA | 19064 |
| Taylor Hospital (Crozer) | 175 East Chester Pike | Ridley Park | PA | 19078 |
| Delaware County Memorial Hospital (Crozer) | 501 N. Lansdowne Avenue | Drexel Hill | PA | 19026 |
| Mercy Fitzgerald Hospital (Mercy) | 1500 Lansdowne Avenue | Darby | PA | 19023 |
| Riddle Hospital (MLH) | 1068 W. Baltimore Pike | Media | PA | 19063 |
| Name: Specialty Hospitals | Address | Town | State | Zip |
| Kindred Hospital | 2000 Old West Chester Pike | Havertown | PA | 19083 |
| Community Hospital (Crozer) | 2600 W 9th Street | Chester | PA | 19013 |
| Name: Nursing Homes (in CHNA Area) | Address | City | State | Zip |
| Brinton Manor | 549 Baltimore Pike | Glen Mills | PA | 19342 |
| Broomall Manor | 43 Church Lane | Broomall | PA | 19008 |
| Broomall Presbyterian Village | 146 Marple Road | Broomall | PA | 19008 |
| Broomall Rehabilitation and Nursing Center | 50 N. Malin Road | Broomall | PA | 19008 |
| Bryn Mawr Extended Care Center | 956 Railroad Avenue | Bryn Mawr | PA | 19010 |
| Fair Acres Geriatric Center | 340 N. Middletown Rd PO Box 496 | Lima | PA | 19037 |
| Harlee Manor Nursing and Rehabilitation Center | 463 W. Sproul Road | Springfield | PA | 19064 |
| Little Flower Manor | 1201 Springfield Road | Darby | PA | 19023 |
| Manor Care Health Services Wallingford | 115 S. Providence Road | Wallingford | PA | 19086 |
| Manorcare Health Services at Fitzgerald Mercy | 600 S. Wycombe Avenue | Yeadon | PA | 19050 |
| Manorcare Health Services Yeadon | 14 Lincoln Avenue | Yeadon | PA | 19050 |
| Naamans Creek Country Manor | 1194 Naamans Creek Road | Garnett Valley | PA | 19060 |
| St. Francis Center for Rehabilitation & Healthcare | 1412 Landowne Avenue | Darby | PA | 19023 |

DELAWARE COUNTY RESOURCES

| | | | | |
|---|----------------------------|----------------|--------------|------------|
| Sterling Healthcare and Rehab Center | 318 E. Orange Street | Media | PA | 19087 |
| Wayne Center | 30 West Avenue | Wayne | PA | 19087 |
| Name: Continuing Care Retirement Communities (CCRC) (in CHNA Area) | Address | City | State | Zip |
| Bryn Mawr Terrace | 773 E. Haverford Road | Bryn Mawr | PA | 19010 |
| Maris Grove | 100 Maris Grove Way | Glen Mills | PA | 19342 |
| Harlee Manor Nursing and Rehabilitation Center | 463 W. Sproul Road | Springfield | PA | 19064 |
| White Horse Village | 535 Gradyville Road | Newtown Square | PA | 19073 |
| Riddle Village | 1068 West Baltimore Pike | Media | PA | 19063 |
| The Quadrangle | 3300 Darby Road | Haverford | PA | 19041 |
| Martins Run | 100 Halcyon Drive | Media | PA | 19063 |
| Westgate Hills Rehabilitation and Nursing Center | 2050 Old West Chester Pike | Havertown | PA | 19083 |
| Rosemont Presbyterian Home | 404 Cherwick Drive | Rosemont | PA | 19010 |
| Dunwoody Village | 3500 West Chester Pike | Newtown Square | PA | 19073 |
| Granite Run Estates | 1343 W. Baltimore Pike | Wawa | PA | 19063 |
| Lima Estates | 411 N. Middletown Road | Lima | PA | 19037 |

DELAWARE COUNTY RESOURCES

| Name: Health and Behavioral Health Centers | Address | Town | State | Zip | Type of Center |
|---|----------------------------|-------------|-------|-------|--|
| (Includes mental health centers, acute care, rehabilitation centers, behavioral health centers, urgent care centers, etc.) | | | | | |
| ChesPenn Center for Family Health at Upper Darby | 5 South State Road | Upper Darby | PA | 19082 | Community Health Clinic |
| ChesPenn Health Services East Side Health Center | 125 East 9th Street | Chester | PA | 19013 | Community Health Clinic |
| ChesPenn Health Services Community Center for Family Health | 2600 W. Ninth Street | Chester | PA | 19013 | Community Health Clinic |
| Mercy Fitzgerald Hospital- Ambulatory Clinic | 1503 Lansdowne Avenue | Darby | PA | 19023 | |
| Child Guidance Resource Center | 2000 Old West Chester Pike | Havertown | PA | | Mental Health Services |
| Daemion House Community Counseling Center | 92 Howellville Road | Berwyn | PA | | Mental Health Services |
| American Day Treatment Center | 401 Pilgrim Lane | Drexel Hill | PA | 19026 | Mental Health Services |
| Empower Youth LLC | 210 W Front St | Media | PA | 19063 | Mental Health Services |
| Family and Community Service | 600 N Olive St | Media | PA | 19063 | Mental Health Services |
| Holcomb Behavioral Health Systems | 225 S 69th St | Upper Darby | PA | 19082 | Mental Health Services |
| Mirmont Treatment Center (MLH) | 100 Yearsley Mill Road | Media | PA | 19063 | Substance Abuse Services |
| Northwestern Human Services | 800 Chester Pike | Sharon Hill | PA | | Substance Abuse Services |
| Urgent Care | 127 W. Chester Pike | Havertown | PA | 19083 | Urgent Care Center |
| CVS Minute Clinic | 1218 E. Lancaster Ave | Bryn Mawr | PA | 19010 | Urgent Care Center |
| CVS Minute Clinic | 3 S. Pennel Rd | Lima | PA | 19037 | Urgent Care Center |
| CVS Minute Clinic | 795 Baltimore Pike | Springfield | PA | 19064 | Urgent Care Center |
| Take Care Clinic at Walgreens | 4098 Edgemont Ave | Brookhaven | PA | 19015 | Urgent Care Center |
| Carestat Urgent Care Centers | 1305 W Chester Pike | Havertown | PA | 19083 | Urgent Care Center |
| Delaware County State Health Center | 151 W. Fifth Street | Chester | PA | 19013 | Public Health Services |
| Aids Care Group | 2304 Edgmont Ave | Chester | PA | 19013 | Community Health Clinic |
| Delaware County Office of Behavioral Health | 20 S. 69th Street | Upper Darby | PA | 19082 | Mental Health Services |
| Carelink Community Support Services | 1510 Chester Pike | Eddystone | PA | 19022 | Mental Health Services |
| Elwyn | 111 Elwyn Rd | Elwyn | PA | 19063 | Mental Health Services |
| Harwood House | 9200 W Chester Pike | Upper Darby | PA | 19082 | Substance Abuse Services |
| Horizon House | 1601 Parklane Rd | Swarthmore | PA | 19081 | Mental Health and Substance Abuse |
| Keystone Center | 2001 S. Providence Ave | Chester | PA | 19013 | Substance Abuse Services |
| Northwestern Human Services | 800 Chester Pike | Sharon Hill | PA | 19079 | Mental Health and Substance Abuse Services |

DELAWARE COUNTY RESOURCES

| Name: Social Services | Address | Town | State | Zip | Type |
|---|-------------------------|-----------------|-------|-------|---------------------------|
| (Includes senior centers, family resource centers, homeless shelters, community/recreation centers, YMCAs, etc.) | | | | | |
| Delaware County Office of Services for the Aging | 206 Eddystone Ave | Eddystone | PA | 19022 | Senior Services |
| Delaware County Catholic Social Services | 240 N Bishop Ave | Springfield | PA | 19064 | Social Services |
| Delaware County Catholic Social Services | 130 E 7th St | Chester | PA | 19013 | Social Services |
| Salvation Army | 151 West 15th St | Chester | PA | 19013 | Social Services |
| Salvation Army | 22 North 9th St | Darby | PA | 19023 | Social Services |
| Salvation Army | 66 Chester Pike | Darby | PA | 19023 | Social Services |
| Department of Intercommunity Health | 201 W. Front St. | Media | PA | 19063 | Public Health Services |
| Department of Intercommunity Health | 1414 Meetinghouse Road | Boothwyn | PA | 19061 | Public Health Services |
| Wesley House Shelter | 701 Madison Street | Chester | PA | 19013 | Shelter |
| Life Center of Eastern Delaware County | 6310 Market Street | Upper Darby | PA | 19082 | Shelter |
| Family Management Center | 229 Norris Street | Chester | PA | 19013 | Shelter |
| Chester Senior Center | 721 Hayes St | Chester | PA | 19013 | Senior Center |
| Surrey at Hometown Senior Center | 302 South Jackson St | Media | PA | 19063 | Senior Center |
| Friendship Circle | 1515 Landsdowne Ave | Darby | PA | 19023 | Senior Center |
| Schoolhouse Senior Center | 600 Swarthmore Ave | Folsom | PA | 19033 | Senior Center |
| Good Neighbor Senior Center | 1095 Hook Rd | Sharon Hill | PA | 19079 | Senior Center |
| Upper Darby Senior Center | 326 Watkins Ave | Upper Darby | PA | 19082 | Senior Center |
| Surrey at Havertown Senior Center | 1105 Earlington Rd | Havertown | PA | 19083 | Senior Center |
| Wayne Senior Center | 108 Station Rd | Wayne | PA | 19087 | Senior Center |
| Adult Day of Chester | 2701 West 10th Street | Chester | PA | 19013 | Adult Day Service Centers |
| Adult Day Services | 3 South State Road | Upper Darby | PA | 19082 | Adult Day Service Centers |
| Children & Adult Disability & Educational Services Licensing Summary | 401 Rutgers Avenue | Swarthmore | PA | 19081 | Adult Day Service Centers |
| Don Guanella Village | 1799 South Sproul Road | Springfield | PA | 19064 | Adult Day Service Centers |
| Elwyn Miller Hall/Valley View | 111 Elwyn Road | Elwyn | PA | 19063 | Adult Day Service Centers |
| Family Matters Adult Day Center | 214 East Baltimore Pike | Clifton Heights | PA | 19018 | Adult Day Service Centers |
| Life at Home | 701 Chester Pike | Sharon Hill | PA | 19079 | Adult Day Service Centers |
| New Beginnings Adult Day Care | 18 East 8th Street | Chester | PA | 19013 | Adult Day Service Centers |
| Senior Care at Crozer | One Medical Center | Upland | PA | 19013 | Adult Day Service |

DELAWARE COUNTY RESOURCES

| | | | | | |
|----------------------------------|------------------------|-------------|----|-------|---------------------------|
| | Boulevard | | | | Centers |
| Senior Care of Broomall | 1991 South Sproul Road | Broomall | PA | 19008 | Adult Day Service Centers |
| Senior Care of Upper Darby | 1500 Garrett Road | Upper Darby | PA | 19082 | Adult Day Service Centers |
| Family Support Line | 100 West 6th St | Media | PA | 19063 | Family Support/Counseling |
| Senior Victim Services | 20 S Olive St | Media | PA | 19063 | Senior Services |
| Delaware County Family Center | 1515 Lansdowne Ave | Darby | PA | 19063 | Family Center |
| Amnion Crisis Center | 944 Haverford Ave | Bryn Mawr | PA | 19010 | Pregnancy Center |
| Amnion Crisis Center | 2251 Garrett Road | Upper Darby | PA | 19082 | Pregnancy Center |
| Delaware County Pregnancy center | 2508 Long Lane | Chester | PA | 19013 | Pregnancy Center |
| Maternity Care Coalition | 224 Long Lane | Upper Darby | PA | 19082 | Women's Health |
| The Postpartum Stress Center | 1062 Lancaster Ave | Rosemont | PA | 19010 | Women's Health |
| Lansdowne YMCA | 2110 Garrett Road | Lansdowne | PA | 19050 | YMCA |
| Ridley Area YMCA | 900 South Avenue | Secane | PA | 19018 | YMCA |
| WIC Administrative Office | 2600 West 9th Street | Chester | PA | 19013 | WIC |
| WIC Chester | 2600 West 9th Street | Chester | PA | 19013 | WIC |
| WIC Upper Darby | 1 S. State Road | Upper Darby | PA | 19082 | WIC |
| WIC Springfield | 1260 E. Woodland Ave | Springfield | PA | 19064 | WIC |
| YWCA Chester | 4 E 7th St | Chester | PA | 19013 | YWCA |

DELAWARE COUNTY RESOURCES

| Name: Food Sources | Address | Town | State | Zip | Type |
|---|--|---------------|--------------|------------|-----------------------------|
| (Includes: Chain Supermarkets, Food Pantries, Distribution Centers, Farmers Markets) | | | | | |
| Amish Farmers Market of Chester | 1200 Highland Ave | Chester | PA | 19013 | Farmer Market/Produce Stand |
| Amish Farmers Market of Chester | 900 West 2nd St | Chester | PA | 19013 | Farmer Market/Produce Stand |
| Aston Farmers Market | Concord Rd | Aston | PA | 19014 | Farmer Market/Produce Stand |
| Booths Corner Farmers Market | 1362 Noamons Creek Rd | Garnet Valley | PA | 19060 | Farmer Market/Produce Stand |
| Chester Farmers Market | 9th & Kerlin Streets | Chester | PA | 19013 | Farmer Market/Produce Stand |
| Good Harvest Farm | 389 West Lancaster Avenue | Wayne | PA | 19087 | Farmer Market/Produce Stand |
| Indian Orchards | 24 Copes Lane | Media | PA | 19063 | Farmer Market/Produce Stand |
| Lansdowne Farmers Market | 32 North Lansdowne Avenue | Lansdowne | PA | 19050 | Farmer Market/Produce Stand |
| Linvilla Orchards | 137 West Knowlton Road | Media | PA | 19063 | Farmer Market/Produce Stand |
| Media Farmers Mkt | State St & Gay St | Media | PA | 19063 | Farmer Market/Produce Stand |
| Oakmont Farmers Market | 2419 West Darby Road | Havertown | PA | 19083 | Farmer Market/Produce Stand |
| Ridley Park FM | 105 E Ward St | Ridley Park | PA | 19078 | Farmer Market/Produce Stand |
| Rittenhouse Farms | 389 Lancaster Avenue | Strafford | PA | 19087 | Farmer Market/Produce Stand |
| Swarthmore Farmers' Market | Municipal Building Parking Lot | Swarthmore | PA | 19081 | Farmer Market/Produce Stand |
| Wolffs Apple House | 81 South Pennell Road | Media | PA | 19063 | Farmer Market/Produce Stand |
| Asbury AME Church | 1712 providence Ave | Chester | PA | 19013 | Food Pantry |
| Bernardine Center | 2625 West 9th St | Chester | PA | 19013 | Food Pantry |
| Blessed Virgin Mary Church | 1101 Main St | Darby | PA | 19023 | Food Pantry |
| Catholic Social Services | 240 North Bishop Ave | Springfield | PA | 19064 | Food Pantry |
| Catholic Social Services | 130 East 7th St | Chester | PA | 19013 | Food Pantry |
| Chester East Side Ministries | 9th and Potter Streets | Chester | PA | 19103 | Food Pantry |
| Christ Lutheran Church | 7240 Walnut St | Upper Darby | PA | 19082 | Food Pantry |
| Christ Tabernacle Church | 14 south Morton Ave | Morton | PA | 19070 | Food Pantry |
| Church of Nazarene | 212 MacDade Blvd | Collingdale | PA | 19023 | Food Pantry |
| CityTeam Ministries | 634 Sproul St | Chester | PA | 19013 | Food Pantry |
| Davis's Boarding Home | 1024 West 2nd St | Chester | PA | 19013 | Food Pantry |
| Delaware County MoMobile | 224 Long lane | Upper Darby | PA | 19082 | Food Pantry |
| Penn State Nutrition Links | 20 Paper Mill Rd | Springfield | PA | 19064 | Food Pantry |
| First United Methodist Church | 350 West State St | Media | PA | 19063 | Food Pantry |
| God's House of Glory | 900 East 9th St | Chester | PA | 19013 | Food Pantry |
| God's house of Prayer and Repair | 51 East 9th st | Chester | PA | 19013 | Food Pantry |
| Community Outreach Project | Life Center of Eastern Delaware Valley | Upper Darby | PA | 19082 | Food Pantry |
| Loaves and Fishes Food Pantry | Prospect Hill Baptist Church | Prospect Park | PA | 19076 | Food Pantry |
| Mt Zion CME Church | Felton & Orange Ave | Darby Twp | PA | 19036 | Food Pantry |
| Neighbor to Neighbor CDC | 814 Clifton Ave | Sharon Hill | PA | 19079 | Food Pantry |

DELAWARE COUNTY RESOURCES

| | | | | | |
|---|-----------------------------|------------------|----|-------|---------------|
| New Jerusalem Food Center | 3rd and Jeffrey Streets | Chester | PA | 19013 | Food Pantry |
| New Life Baptist Church | 217 Chestnut St | Darby | PA | 19023 | Food Pantry |
| St Daniel's United Methodist Church | 315 Edward St | Chester | PA | 19013 | Food Pantry |
| St Katharine Drexel | 1408 West 2nd St | Chester | PA | 19013 | Food Pantry |
| St Mark's United Methodist Church | 2220 South Sproul Road | Broomall | PA | 19008 | Food Pantry |
| St Mary's Episcopal Church | 7th and Edwards St | Chester | PA | 19013 | Food Pantry |
| St Paul's CME Church | 1007 West 3rd St | Chester | PA | 19013 | Food Pantry |
| Thomas Memorial Presbyterian Church | 1414 West 3rd St | Chester | PA | 19013 | Food Pantry |
| True Vine Missionary Full Gospel Baptist Church | 700 Morton Ave | Chester | PA | 19013 | Food Pantry |
| Upland Baptist Church | 325 Main St | Upland | PA | 19015 | Food Pantry |
| Upper Darby Food Center | Calvary Presbyterian Church | Upper Darby | PA | 19082 | Food Pantry |
| West Peniel Recovery Center | 215 West Parket St | Chester | PA | 19023 | Food Pantry |
| Acme | 311 E Lancaster Ave | Wayne | PA | 19807 | Grocery Store |
| Acme | 567 Sproul Rd | Broomall | PA | 19008 | Grocery Store |
| Acme | 1991 Sprould Rd | Broomall | PA | 19008 | Grocery Store |
| Acme | 600 W Lancaster ave | Bryn Mawr | PA | 19010 | Grocery Store |
| Acme | 5300 W Baltimore Ave | Clifton Heights | PA | 19018 | Grocery Store |
| Acme | 124 Morton Ave. | Folsom | PA | 19033 | Grocery Store |
| Acme | 527 East Baltimore Pike | Media | PA | 19065 | Grocery Store |
| Acme | 503 South Mac Dade Blvd | Holmes | PA | 19043 | Grocery Store |
| Acme | 1067 W Baltimore Pike | Media | PA | 19063 | Grocery Store |
| Acme | 3590 W Chester Pike | Newton Square | PA | 19073 | Grocery Store |
| Acme | 7901 Lansdowne Ave | Upper Darby | PA | 19082 | Grocery Store |
| Acme | 101 Byers Dr | Glen Mills | PA | 19342 | Grocery Store |
| Aldi | 1205 Macdade Blvd | Collingdale | PA | 19023 | Grocery Store |
| Foodsource | 663 W Lancaster ave | Bryn Mawr | PA | 19010 | Grocery Store |
| Fresh & Easy | 3225 Chichester Ave | Upper Chichester | PA | 19061 | Grocery Store |
| Fresh Grocer | 5000 State Rd | Drexel Hill | PA | 19026 | Grocery Store |
| Fresh Market | 925 Baltimore Pike | Glen Mills | PA | 19342 | Grocery Store |
| Giant | 3400 Concord Rd | Aston | PA | 19014 | Grocery Store |
| Giant | 39 N Oak Ave | Clifton Heights | PA | 19018 | Grocery Store |
| Giant | 300 E Baltimore Ave | Lansdowne | PA | 19050 | Grocery Store |
| Giant | 721 W Sproul Rd | Springfield | PA | 19064 | Grocery Store |

DELAWARE COUNTY RESOURCES

| | | | | | |
|------------------------------|------------------------|-------------|----|-------|---------------|
| Keystone Foods | 600 Kaiser Dr | Folcroft | PA | 19032 | Grocery Store |
| Krausz's | 260 W Baltimore Pike | Media | PA | 19063 | Grocery Store |
| Price Rite | 925 Providence Rd | Secane | PA | 19018 | Grocery Store |
| Save-A-Lot | 3520 Edgmont Ave | Brookhaven | PA | 19015 | Grocery Store |
| Save-A-Lot | 150 S Macdade Blvd | Darby | PA | 19023 | Grocery Store |
| Save-A-Lot | 6786 Market St | Upper Darby | PA | 19802 | Grocery Store |
| Save-A-Lot Store #245 | 1850 Delmar Dr | Folcroft | PA | 19032 | Grocery Store |
| Save-A-Lot Store #24854 | 1500 Garrett Road | Upper Darby | PA | 19082 | Grocery Store |
| Save-A-Lot Store #280 | 63 N Union Ave | Lansdowne | PA | 19050 | Grocery Store |
| ShopRite | 1568 Chester Pike | Crum Lynne | PA | 19022 | Grocery Store |
| Stop & Shop | 807 E Lancaster Ave | Villanova | PA | 19085 | Grocery Store |
| SuperFresh | 1305 West Chester Pike | Havertown | PA | 19083 | Grocery Store |
| Swarthmore Co-Op Food Market | 341 Dartmouth Ave | Swarthmore | PA | 19081 | Grocery Store |
| Trader Joe's | 12 E State St | Media | PA | 19063 | Grocery Store |
| Trader Joe's | 171 E Swedesford Rd | Wayne | PA | 19807 | Grocery Store |
| Whole Foods | 821 Lancaster Ave | Wayne | PA | 19087 | Grocery Store |
| Whole Foods | 475 Wilmington Pike | Glen Mills | PA | 19342 | Grocery Store |

DELAWARE COUNTY RESOURCES

| Name: Pharmacies / Retail Medicine | Address | Town | State | Zip |
|------------------------------------|---------------------------|-------------|-------|-------|
| Sav-On Pharmacy | 567 Sproul Rd | Broomall | PA | 19008 |
| CVS | 2507 Chester Pike | Broomall | PA | 19008 |
| Rite Aid | 2901 Springfield Rd | Broomall | PA | 19008 |
| CVS | 1901 Sproul Rd | Broomall | PA | 19008 |
| CVS | 1218 E Lancaster Ave | Bryn Mawr | PA | 19010 |
| Rosemont Pharmacy | 1149 E Lancaster Ave | Bryn Mawr | PA | 19010 |
| Parvin's Pharmacy | 30 N Bryn Mawr Ave | Bryn Mawr | PA | 19010 |
| Rite Aid | 705 W Lancaster Ave | Bryn Mawr | PA | 19010 |
| Avenue Pharmacy | 1111 Avenue of the States | Chester | PA | 19013 |
| Rite Aid | 1600 Edgmont Ave | Chester | PA | 19013 |
| Rite Aid | 2722 W 9th St | Chester | PA | 19103 |
| Neighbor Care Pharmacy | 1 Medical Center Blvd | Chester | PA | 19013 |
| CVS | 5020 Pennell Rd | Ashton | PA | 19014 |
| Walgreens | 3620 Concord Rd | Ashton | PA | 19014 |
| Rite Aid | 440 Pennell Rd | Ashton | PA | 19014 |
| Burman's Pharmacy | 3400 Edgmont Ave | Brookhaven | PA | 19105 |
| CVS | 3298 Edgmont Ave | Brookhaven | PA | 19015 |
| Medicine Shoppe | 8 W Brookhaven Rd | Brookhaven | PA | 19015 |
| Walgreens | 498 Edgmont Ave | Brookhaven | PA | 19015 |
| Woodlyn Pharmacy | 1301 Jefferson Ave | Woodlyn | PA | 19094 |
| CVS | 1306 Macdade Blvd | Woodlyn | PA | 19094 |
| Walgreens | 52 Chester Pike | Darby | PA | 19023 |
| Public Drug | 913 Main St | Darby | PA | 19023 |
| Sav-On Pharmacy | 503 Macdade Blvd | Darby | PA | 19023 |
| Rite Aid | 4316 Woodland Ave | Drexel Hill | PA | 19026 |
| CVS | 5004 State Rd | Drexel Hill | PA | 19026 |
| CVS | 802 N Lansdowne Ave | Drexel Hill | PA | 19026 |
| Rite Aid | 832 N Lansdowne Ave | Drexel Hill | PA | 19026 |
| Rite Aid | 1838 Delmar Dr | Folcroft | PA | 19032 |
| Sav-On Pharmacy | 124 morton Ave | Folsom | PA | 19033 |
| Rite Aid | 199 Kedron Ave | Folsom | PA | 19033 |
| CVS | 1937 Macdade Blvd | Folsom | PA | 19033 |
| Walgreens | 150 N Macdade Blvd | Glenolden | PA | 19036 |
| CVS | 159 N Macdade Blvd | Glenolden | PA | 19036 |
| CVS | 326 N Chester Pike | Glenolden | PA | 19036 |
| CVS | 3 South Pennell Road | Lima | PA | 19037 |
| CVS | 119 E Baltimore Ave | Lansdowne | PA | 19050 |

DELAWARE COUNTY RESOURCES

| | | | | |
|--------------------------|-----------------------------|------------------|----|-------|
| Rite Aid | 62 E Baltimore Ave | Lansdowne | PA | 19050 |
| Rite Aid | 950 E Baltimore Ave | Lansdowne | PA | 19050 |
| CVS | 125 Chester Ave | Lansdowne | PA | 19050 |
| Rite Aid | 3120 Chichester Ave | Upper Chichester | PA | 19061 |
| Rite Aid | 3296 Chichester Ave | Upper Chichester | PA | 19061 |
| CVS | 3601 Chichester Ave | Upper Chichester | PA | 19061 |
| Walgreens | 2608 Naamans Creek Rd | Upper Chichester | PA | 19061 |
| Boothwyn Pharmacy | 2341 Chichester Ave | Upper Chichester | PA | 19061 |
| Elwyn Pharmacy | 194 S New Middletown Rd | Media | PA | 19063 |
| CVS | 295-299 East Baltimore Pike | Media | PA | 19063 |
| CVS | 1067 W Baltimore Pike | Media | PA | 19063 |
| Murray Overhill Pharmacy | 32 W State St | Media | PA | 19063 |
| Sav-On Pharmacy | 1067 W Baltimore Pike | Media | PA | 19063 |
| Rite Aid | 510 E Baltimore Pike | Media | PA | 19063 |
| Sav-On Pharmacy | 527 E Baltimore Pike | Media | PA | 19063 |
| Rite Aid | 5110 Pennell Rd | Media | PA | 19063 |
| Rite Aid | 170 Saxer Ave | Springfield | PA | 19064 |
| CVS | 795 Baltimore Pike | Springfield | PA | 19064 |
| CVS | 334 Baltimore Pike | Springfield | PA | 19064 |
| CVS | 295 Baltimore Pike | Springfield | PA | 19064 |
| Walgreens | 2 Baltimore Pike | Springfield | PA | 19064 |
| Rios Pharmacy | 35 S Morton Ave | Morton | PA | 19070 |
| CVS | 3930 W Chester Pike | Newton Square | PA | 19073 |
| Rite Aid | 3568 W Chester Pike | Newton Square | PA | 19073 |
| Mackey's Pharmacy | 3537 W Chester Pike | Newton Square | PA | 19073 |
| CVS | 2507 W Chester Pike | Newton Square | PA | 19073 |
| Upper Darby Pharmacy | 119 Long Lane | Upper Darby | PA | 19082 |
| Rite Aid | 1500 Garrett Road | Upper Darby | PA | 19082 |
| Rite Aid | 123 S 69th St | Upper Darby | PA | 19082 |
| CVS | 1109 W Chester Pike | Havertown | PA | 19083 |

DELAWARE COUNTY RESOURCES

| | | | | |
|------------------------|-------------------------------|--------------|----|-------|
| Rite Aid | 1305 W Chester Pike | Havertown | PA | 19083 |
| CVS | 41 W Eagle Rd | Havertown | PA | 19083 |
| Katz Pharmacy | 2 E Eagle Rd | Havertown | PA | 19083 |
| CVS | 802 Lawson Ave | Havertown | PA | 19083 |
| Sav-On Pharmacy | 700 W Lancaster Ave | Wayne | PA | 19087 |
| Rite Aid | 644 W Lancaster Ave | Wayne | PA | 19807 |
| Rite Aid | 127 W Lancaster Ave | Wayne | PA | 19807 |
| Rite Aid | 315 E Lancaster Ave | Wayne | PA | 19807 |
| CVS | 316 E Lancaster Ave | Wayne | PA | 19807 |
| Rite Aid | 500 Chesterbrook Blvd | Chesterbrook | PA | 19087 |
| Happy Harry's | 31 Baltimore Pike | Chadds Ford | PA | 19317 |
| CVS | 863 Baltimore Pike | Chadds Ford | PA | 19317 |
| Walgreens | 190 Wilmington W Chester Pike | Chadds Ford | PA | 19317 |
| Concord Pharmacy | 485 Baltimore Pike | Glen Mills | PA | 19342 |
| Walgreens | 51 Baltimore Pike | Glen Mills | PA | 19342 |
| Exckerd Pharmacy | 54 Conchester Rd | Glen Mills | PA | 19342 |
| CVS | 863 Baltimore Pike | Glen Mills | PA | 19342 |
| Sav-On Pharmacy | 101 Byers Dr | Glen Mills | PA | 19342 |
| Neighbor Care Pharmacy | 100 Maris Grove Way | Glen Mills | PA | 19342 |

Montgomery County Resources

| Name: Acute Care Hospitals | Address | Town | State | Zip |
|---|--|-----------------|--------------|------------|
| Abington Memorial Hospital / Jefferson | 1200 Old York Road | Abington | PA | 19001 |
| Abington Lansdale Hospital / Jefferson | 100 Medical Campus Dr | Lansdale | PA | 19446 |
| Bryn Mawr Hospital (MLH) | 130 South Bryn Mawr Ave | Bryn Mawr | PA | 19010 |
| Holy Redeemer Hospital and Medical Center | 1648 HUNTINGDON PIKE | Meadowbrook | PA | 19046 |
| Lankenau Hospital (MLH) | 100 LANCASTER AVE | Wynnewood | PA | 19096 |
| Mercy Suburban Hospital (Prime) | 2701 DEKALB PIKE | Norristown | PA | 19401 |
| Pottstown Memorial Medical Center (CHS) | 1600 EAST HIGH STREET & ARMAND HAMMER BLVD | Pottstown | PA | 19464 |
| Einstein Medical Center Montgomery | 559 West Germantown Pike | East Norriton | PA | 19403 |
| Name: Specialty Hospitals | Address | Town | State | Zip |
| Physician Care Surgical Hospital | 454 Enterprise Drive | Royersford | PA | 19468 |
| Name: Behavioral Health Hospitals | Address | Town | State | Zip |
| Eagleville Hospital | 100 Eagleville Road | Eagleville | PA | 19403 |
| Valley Forge Medical Center And Hospital | 1033 W GERMANTOWN PIKE | Norristown | PA | 19401 |
| Brooke Glen Behavioral Health | 7170 Lafayette Avenue | Fort Washington | PA | 19034 |
| Horsham Clinic | 722 E. Butler Pike | Ambler | PA | 19002 |
| Norristown State hospital | 1001 Sterigerest Street | Norristown | PA | 19401 |
| Name: Rehabilitation Hospitals | Address | Town | State | Zip |
| Moss Rehab (Einstein Healthcare Network) | 60 Township Line Road | Elkins Park | PA | 19027 |
| Name: Nursing Homes (in CHNA Area) | Address | City | State | Zip |
| Beaumont at Bryn Mawr | 601 N. Athan Avenue | Bryn Mawr | PA | 19010 |
| Golden Living Center Rosemont | 35 Rosemont Avenue | Bryn Mawr | PA | 19010 |
| Manorcare Health Services – King of Prussia | 600 W. Valley Forge Road | King of Prussia | PA | 19406 |
| Parkhouse Nursing and Rehabilitation Center | 1600 Black Rock Road | Royersford | PA | 19468 |

Montgomery County Resources

| | | | | |
|---|----------------------|--------------|--------------|------------|
| Saunders House | 100 Lancaster Avenue | Wynnewood | PA | 19096 |
| The Ridge at Whitemarsh Health and Rehabilitation | 9209 Ridge Pike | Philadelphia | PA | 19128 |
| Name: Continuing Care Retirement Communities (CCRC) (in CHNA Area) | Address | City | State | Zip |
| Shannondell | 2634 Egypt Road | Audubon | PA | 19403 |
| Waverly Heights | 1400 Waverly Road | Gladwyne | PA | 19035 |

Montgomery County Resources

| Name: Health and Behavioral Health Centers | Address | Town | State | Zip | Type of Center |
|--|-------------------------|--------------|-------|-------|--|
| (Includes health centers, behavioral health centers, retail medicine / urgent care centers, etc.) | | | | | |
| Community Health and Dental Care | 11 Robinson St. | Pottstown | PA | 19646 | Community Health Clinic |
| Willow Grove Public Health Center | 102 York Road | Willow Grove | PA | 19090 | Community Health Clinic |
| Norristown Public Health Center | 1430 DeKalb Street | Norristown | PA | 19401 | Community Health Clinic |
| Pottstown Public Health Center | 364 King Street | Pottstown | PA | 19464 | Community Health Clinic |
| North Hills Health Center | 212 Girard Ave | Glenside | PA | 19038 | Community Health Clinic |
| VNA Community Services | 1421 Highland Ave | Abington | PA | 19001 | Visiting nurse |
| VNA Community Services | 1109 DeKalb Street | Norristown | PA | 19401 | Visiting nurse |
| Nurse Family Partnership | 1430 DeKalb Street | Norristown | PA | 19401 | Community Health Clinic |
| Norristown Regional Health Center | 133 West Main Street | Norristown | PA | 19401 | Community Health Clinic |
| Valley Forge Urgent Care | 2521 West Main St | Norristown | PA | 19403 | Urgent Care Center |
| Planned Parenthood Norristown Health Center | 1221 Powell Street | Norristown | PA | 19401 | Community Health Clinic |
| Planned Parenthood Pottstown Health Center | 644 High Street | Pottstown | PA | 19636 | Community Health Clinic |
| Planned Parenthood Collegeville Health Center | 78 Second Avenue | Collegeville | PA | 19426 | Community Health Clinic |
| Montgomery County Mental Health | 1430 DeKalb Street | Norristown | PA | 19401 | Mental Health Services |
| Central Montgomery MH/MR Center | 1201 DeKalb Street | Norristown | PA | 19401 | Substance Abuse Services |
| Children's Aid Society: Women's Services | 1314 DeKalb Street | Norristown | PA | 19401 | Substance Abuse Services |
| Resources for Human Development Family House | 901 DeKalb Street | Norristown | PA | 19401 | Substance Abuse Services |
| Gaudenzia Central Montgomery County | 55 E. Marshall Street | Norristown | PA | 19401 | Substance Abuse Services |
| Montgomery County Methadone Center | 316 DeKalb Street | Norristown | PA | 19401 | Substance Abuse Services |
| Mental Health Association | 700 E. Main Street | Norristown | PA | 19401 | Mental Health and Substance Abuse Services |
| Mental Health Association | 538 DeKalb Street | Norristown | PA | 19401 | Mental Health Services |
| Montgomery County Emergency Services | 50 Beech Drive | Norristown | PA | 19401 | Mental Health Services |
| Valley Forge Medical Center Outpatient | 1033 W. Germantown Pike | Norristown | PA | 19401 | Mental Health Services |
| Eagleville Hospital Outpatient | 3125 Ridge Pike | Eagleville | PA | 19408 | Mental Health Services |
| Northwestern Human Services | 400 N. Broad Street | Lansdale | PA | 19446 | Substance Abuse Services |
| Community Service Foundation | 801 W. Second Street | Lansdale | PA | 19446 | Substance Abuse Services |
| Salisbury Behavioral Health | 614 N. Easton Rd | Glenside | PA | 19038 | Substance Abuse Services |
| Carson Valley Children's Aid Society | 2506 N Broad Street | Colmar | PA | 18915 | Substance Abuse Services |
| Creekwood Center at Abington Memorial Hospital | 3941 Commerce Avenue | Willow Grove | PA | 19090 | Substance Abuse Services |
| Pa. Inst. for Community Living: Grove House | 230 Fitzwatertown Rd | Willow Grove | PA | 19401 | Substance Abuse Services |
| Project Transition | One Highland Drive | Chalfont | PA | 18914 | Mental Health Services |
| Spring-Ford Drug and Alcohol Counseling | 201 N. Fourth Avenue | Royersford | PA | 19468 | Substance Abuse Services |

Montgomery County Resources

| Services | | | | | |
|--|-------------------------|-----------------|----|-------|--|
| Discovery House | 329 West County Line Rd | Hatboro | PA | 19040 | Substance Abuse Services |
| Youth and Family Services of Upper Perkiomen | 1494 Gravel Pike | Green Lane | PA | 18054 | Substance Abuse Services |
| Creative Health Services | 11 Robinson Street | Pottstown | PA | 19464 | Mental Health and Substance Abuse Services |
| Advanced Urgent Care Center | 126 Easton Road | Willow Grove | PA | 18936 | Urgent Care Center |
| Advanced Urgent Care Center | 721 Bethlehem Pike | Montgomeryville | PA | 18936 | Urgent Care Center |
| Valley Forge Urgent Care & Family Medical Center | 2521 West Main Street | Norristown | PA | 19403 | Urgent Care Center |
| CVS Minute Clinic | 312 S. Henderson Rd | Jenkintown | PA | 19046 | Retail Medical Clinic |
| CVS Minute Clinic | 55 Park Avenue | Collegeville | PA | 19426 | Retail Medical Clinic |
| CVS Minute Clinic | 616 Old York Road | Jenkintown | PA | 19046 | Retail Medical Clinic |
| CVS Minute Clinic | 840 Valley Forge Road | Lansdale | PA | 19446 | Retail Medical Clinic |
| Premier Immediate Medical Care | 450 Cresson Blvd. | Oaks | PA | 19456 | Retail Medical Clinic |
| Take Care Clinic at Walgreens | 699 W. Germantown Pike | Norristown | PA | 19403 | Retail Medical Clinic |
| Take Care Clinic at Walgreens | 119 E. DeKalb Pike | King of Prussia | PA | 19406 | Retail Medical Clinic |
| Take Care Clinic at Walgreens | 710 N Wales Road | North Wales | PA | 19454 | Retail Medical Clinic |
| Livengrin | 550 Pinetown Road | Ft. Washington | PA | 19034 | Substance Abuse Services |
| Trinity Behavioral Health Services | 1170 E. Main Street | Lansdale | PA | 19446 | Substance Abuse Services |
| Resources for Human Development Womanspace | 120 Ardmore Avenue | Ardmore | PA | 19003 | Substance Abuse Services |
| Aldersgate Youth Service Bureau | 42 N. York Road | Willow Grove | PA | 19090 | Substance Abuse Services |

Montgomery County Resources

| Name: Social Services | Address | Town | State | Zip | Type |
|---|---------------------------|-----------------|--------------|------------|--------------------------------|
| (Include: senior centers, family resource centers, homeless shelters, community/recreation centers, YMCAs, etc.) | | | | | |
| Abbingtion YMCA | 1073 Old York Road | Abington | PA | 19001 | YMCA |
| Ambler YMCA | 1325 McKean Road | Ambler | PA | 19002 | YMCA |
| Hatboro YMCA | 440 S. York Rd | Hatboro | PA | 19040 | YMCA |
| Main Line YMCA | 100 St. George's Rd | Ardmore | PA | 19003 | YMCA |
| Pottstown YWCA | 315 King St | Pottstown | PA | 19464 | YWCA |
| MONTCO SAAC | 45 Forest Ave | Ambler | PA | 19002 | Senior Adult Activities Center |
| Positive Aging in Lower Merion (PALM) | 117 Ardmore Ave | Ardmore | PA | 19003 | Senior Center |
| Upper Perkiomen Senior Center | 517 Jefferson St | East Greenville | PA | 18041 | Senior Center |
| Encore Experiences at Harleysville | 312 Alumni Ave | Harleysville | PA | 19438 | Senior Center |
| Salem Adult Citizens | 610 Summit Ave | Jenkintown | PA | 19046 | Senior Center |
| The Peak Center (formerly North Penn Senior Center) | 315 West Main St | Lansdale | PA | 19446 | Senior Center |
| MONTCO SAAC | 536 George St | Norristown | PA | 19401 | Senior Adult Activities Center |
| Pottstown Area Seniors' Center | 724 North Adams St | Pottstown | PA | 19464 | Senior Center |
| Generations of Indian Valley | 259 North Second St | Souderton | PA | 18964 | Community/Senior Center |
| Montgomery Co. Youth Center | 540/550 Port Indian Rd. | Norristown | PA | 19403 | Youth Center |
| Montgomery Co Aging and Adult Services | 1430 Dekalb Center | Norristown | PA | 19404 | Human Services/Health Center |
| Montgomery Co. Catholic Social Services | 353 East Johnston Highway | Norristown | PA | 19401 | Social Services |
| Salvation Army | 137 King St | Pottstown | PA | 19464 | Social Services |
| Keystone Opportunity Center | 104 Main St | Souderton | PA | | Social Services |
| Inter-faith Housing Alliance | 31 South Spring Garden St | Ambler | PA | 19002 | Shelter/Food Pantry |
| Manna on Main St | 514 W Main St | Lansdale | PA | 19446 | Food Pantry |
| Project Outreach | 410 Washington St | Royersford | PA | 19468 | Food Pantry |
| Youth Center Shelter | 550 Port Indian Road | Norristown | PA | 19403 | Homeless/Emergency Shelter |
| MFHS NORRISTOWN | 152 WEST MAIN STREET | Norristown | PA | 19401 | WIC Locations |
| ABINGTON WIC NUTRITION CENTER | 1128 OLD YORK ROAD | Abington | PA | 19001 | WIC Locations |
| LANSDALE WIC CLINIC | 607 NORTH BROAD ST | Lansdale | PA | 19446 | WIC Locations |
| POTTSTOWN WIC CLINIC | 262 KING ST | Pottstown | PA | 19464 | WIC Locations |
| Cradle of Hope | 2238 Mount Carmel Ave | Glenside | PA | 19038 | Homeless/Emergency Shelter |
| Interfaith Hospitality Network | 1449 Dekalb St | Norristown | PA | 19002 | Homeless/Emergency |

Montgomery County Resources

| | | | | | |
|--|----------------------------------|------------|----|-------|----------------------------|
| | | | | | Shelter |
| Resources for Human Development CHOC | 1001 Stanbridge and Sterigere St | Norristown | PA | 19401 | Homeless/Emergency Shelter |
| The Ministries at MAIN STREET | 256 South Hanover Street | Pottstown | PA | 19456 | Homeless/Emergency Shelter |
| Morning Start Maternity Home | 526 E Broad St | Souderton | PA | 18964 | Shelter/Maternity Resource |
| The Hospitality Center | 530 Church St | Norristown | PA | 19401 | Homeless/Emergency Shelter |
| Mental Health Association: Halfway There | 538 DeKalb Street | Norristown | PA | 19401 | Homeless Support |
| Upper Perkiomen YMCA | 476 Pottstown Avenue | Pennsburg | PA | 18073 | |
| Spring Valley YMCA | 19 W. Linfield-Trappe Road | Limerick | PA | 19468 | |

Montgomery County Resources

| Name: Food Sources | Address | Town | State | Zip | Type |
|---|-----------------------------|------------------|-------|-------|------------------------------|
| (includes chain supermarkets, food pantries, farmers markets) | | | | | |
| A G Farm Market | 2073 Sumneytown Pike | Woxall | PA | 18979 | Farmers Market/Produce Stand |
| Bala Cynwyd | Belmont Ave | Bala Cynwyd | PA | 19004 | Farmers Market/Produce Stand |
| Bauder Farms | 1151 Collegeville Rd | Collegeville | PA | 19426 | Farmers Market/Produce Stand |
| Bryn Mawr | 48 N Bryn Mawr Ave | Bryn Mawr | PA | 19010 | Farmers Market/Produce Stand |
| Collegeville Farmers Market | 460 East Main Street | Collegeville | PA | 19426 | Farmers Market/Produce Stand |
| Cooper Creek Farm Market | 1856 Farmington Avenue | Pottstown | PA | 19464 | Farmers Market/Produce Stand |
| County Line Landscape Nursery | 811 Harleysville Pike | Harleysville | PA | 19438 | Farmers Market/Produce Stand |
| Creekside Coop Market | High School Rd | Elkins Park | PA | 19117 | Farmers Market/Produce Stand |
| Daniel's Produce and Dairy | 219 East High Street | Pottstown | PA | 19464 | Farmers Market/Produce Stand |
| Dull's Farm | 1001 Limekiln Pike | Ambler | PA | 19002 | Farmers Market/Produce Stand |
| Frankenfield Farm Market | 98 Allentown Road | Souderton | PA | 18964 | Farmers Market/Produce Stand |
| Freddy Hill Farms | 1440 Sumneytown Pike | Lansdale | PA | 19446 | Farmers Market/Produce Stand |
| Freed's Produce | 175 Morwood Rd | Harleysville | PA | 19438 | Farmers Market/Produce Stand |
| Glenside Farmers Market | Glenside Septa Station | Glenside | PA | 19038 | Farmers Market/Produce Stand |
| GREENER PARTNERS | 3215 STUMP HALL RD | Collegeville | PA | 19426 | Farmers Market/Produce Stand |
| Hague's Christmas Trees | 755 Forty Foot Road | Hatfield | PA | 19440 | Farmers Market/Produce Stand |
| Happy Ewe Sheep And Wool Farm | 2431 Hoffmanville Road | Frederick | PA | 19435 | Farmers Market/Produce Stand |
| Hickory Run Produce | 2145 Big Road | Gilbertsville | PA | 19525 | Farmers Market/Produce Stand |
| Hillside Farms Buffalo | 750 Cowpath Road | Telford | PA | 18969 | Farmers Market/Produce Stand |
| Indian Valley Farmers Market | Main Street and Penn Avenue | Telford | PA | 18969 | Farmers Market/Produce Stand |
| Indianvale Farm | 551 Bergey Road | Telford | PA | 18969 | Farmers Market/Produce Stand |
| Jenkintown Farmers Market | Leedom St & Greenwood Ave | Jenkintown | PA | 19046 | Farmers Market/Produce Stand |
| Jenkintown Wholefoods FM | On The Fairway | Jenkintown | PA | 19046 | Farmers Market/Produce Stand |
| Jett's Produce | 87 Ridge Rd | Telford | PA | 18969 | Farmers Market/Produce Stand |
| KING PRODUCE & DAIRY | 219 EAST HIGH ST | Pottstown | PA | 19464 | Farmers Market/Produce Stand |
| Kohler Farms | 1262 Limekiln Pike | Ambler | PA | 19002 | Farmers Market/Produce Stand |
| Lansdale Farmers Market | Railroad Ave at Main St | Lansdale | PA | 19446 | Farmers Market/Produce Stand |
| Longview Center for Agriculture | 3215 STUMP HALL RD | Collegeville | PA | 19426 | Farmers Market/Produce Stand |
| Maple Acres Farm LLC | 2656 Narcissa Road | Plymouth Meeting | PA | 19462 | Farmers Market/Produce Stand |
| Merrymead Farm Market | 2222 Valley Forge Road | Lansdale | PA | 19446 | Farmers Market/Produce Stand |
| Morgan Log House FM | 850 Weikel Rd | Lansdale | PA | 19446 | Farmers Market/Produce Stand |
| Norristown Farmers Market | Main & Swede Streets | Norristown | PA | 19401 | Farmers Market/Produce Stand |
| North Hills FM | 110 Pennsylvania Ave | Oreland | PA | 19075 | Farmers Market/Produce Stand |
| North Wales Wholefoods | Route 309 & Route 63 | North Wales | PA | 19436 | Farmers Market/Produce Stand |
| O & F Farms Inc | 1040 Skippack Pike | Blue Bell | PA | 19422 | Farmers Market/Produce Stand |

Montgomery County Resources

| | | | | | |
|--|-------------------------------|------------------|----|-------|------------------------------|
| O And F Farms | 2815 Skippack Pike | Lansdale | PA | 19446 | Farmers Market/Produce Stand |
| Perkiomen Valley Orchard | 2478 Perkiomenville Road | Harleysville | PA | 19438 | Farmers Market/Produce Stand |
| Ray's Greenhouse | 458 Morwood Road | Telford | PA | 18969 | Farmers Market/Produce Stand |
| Ringing Hill Orchards | 1453 Bliem Road | Pottstown | PA | 19464 | Farmers Market/Produce Stand |
| Skippack Creek Farm | 64 Skippack Creek Road | Souderton | PA | 18964 | Farmers Market/Produce Stand |
| Skippack FM | Rt 113 & Rt 73 | Skippack | PA | 19474 | Farmers Market/Produce Stand |
| Stauffer Fruit Stand | 3762 Layfield Road | Pennsburg | PA | 18073 | Farmers Market/Produce Stand |
| Sulomans Milk Store | 2782 Leidy Road | Gilbertsville | PA | 19525 | Farmers Market/Produce Stand |
| Sunrise Sunflower Farm | 886 Morwood Road | Harleysville | PA | 19438 | Farmers Market/Produce Stand |
| Upper Merion Farmers Market | 175 West Valley Forge Road | King of Prussia | PA | 19406 | Farmers Market/Produce Stand |
| Varner Farms | 746 South Trappe Road | Collegeville | PA | 19426 | Farmers Market/Produce Stand |
| Willow Creek Orchards | 3215 Stump Hall Road | Collegeville | PA | 19426 | Farmers Market/Produce Stand |
| YODERS FARM MARKET | 761A COWPATH RD | Telford | PA | 18969 | Farmers Market/Produce Stand |
| Zern's Farmers Market FS | 1100 East Philadelphia Avenue | Gilbertsville | PA | 19525 | Farmers Market/Produce Stand |
| Calvary Baptist Soup Kitchen | 811 W. Marshall Street | Norristown | PA | 19401 | Food Pantry |
| Catholic Social Services | 353 E. Johnson Highway | Norristown | PA | 19401 | Food Pantry |
| Haws Avenue Food Cupboard | 800 W. Marshall St | Norristown | PA | 19401 | Food Pantry |
| Iglesia De Dios Renacer | 310 Manor Ave | Plymouth Meeting | PA | 19462 | Food Pantry |
| New Hope Baptist | 204-206 E. Oak Street | Norristown | PA | 19401 | Food Pantry |
| Norristown Salvation Army Cupboard | 533 Swede Street | Norristown | PA | 19401 | Food Pantry |
| Shiloh Full Gospel Baptist Church | 610 George Street | Norristown | PA | 19401 | Food Pantry |
| Meals of Hope Ministry Soup Kitchen | 1329 Willow Street | Norristown | PA | 19401 | Food Pantry |
| St. John's Episcopal Church Soup Kitchen | 23 E. Airy Street | Norristown | PA | 19401 | Food Pantry |
| Narberth Community Food Bank | 206 Price Ave | Narbeth | PA | 19072 | Food Pantry |
| Positive Aging in Lower Merion (PALM) | 117 Ardmore Avenue | Ardmore | PA | 19003 | Food Pantry |
| Beth Sholom Congregation | 8231 Old York Road | Elkins Park | PA | 19027 | Food Pantry |
| Calvary Assembly of God | 7910 Washington Lane | Wyncote | PA | 19095 | Food Pantry |
| Mattie N. Dixon Community Cupboard | 150 N. Main Street | Ambler | PA | 19002 | Food Pantry |
| Jenkintown United Methodist | 328 Summit Avenue | Jenkintown | PA | 19046 | Food Pantry |
| North Hills Food Cpbd. | 212 Girard Ave. | North Hills | PA | 19038 | Food Pantry |
| Willow Grove SDA Church | 1556 Fairview Avenue | Willow Grove | PA | 19090 | Food Pantry |
| Bethel A.M.E. Church | 401 Beech Street | Pottstown | PA | 19464 | Food Pantry |
| Bright Hope | 468 W. King St | Stowe | PA | 19464 | Food Pantry |

Montgomery County Resources

| | | | | | |
|-----------------------------------|----------------------------|------------------|----|-------|---------------|
| Cluster Outreach Center | 137 Walnut Street | Pottstown | PA | 19464 | Food Pantry |
| Jerusalem Lutheran Church | 311 Second Street | Schwenksville | PA | 19473 | Food Pantry |
| The Open Door | 350 Main Street | Royersford | PA | 19468 | Food Pantry |
| Pottstown Salvation Army Cupboard | 137 King Street | Pottstown | PA | 19464 | Food Pantry |
| Church of the Brethren | 1333 Cowpath Road | Hatfield | PA | 19440 | Food Pantry |
| Community Housing Services | 311 North Broad Street | Lansdale | PA | 19446 | Food Pantry |
| Keystone Opportunity Center | 104 Main Street | Souderton | PA | 18964 | Food Pantry |
| The Lamb Foundation | 499 E. Walnut St. | North Wales | PA | 19454 | Food Pantry |
| Open Line Inc. | 452 Penn Street | Pennsburg | PA | 18023 | Food Pantry |
| Trader Joe's | 979 Old York Rd | Abington | PA | 19001 | Grocery Store |
| Acme | 272 E Butler Ave | Ambler | PA | 19002 | Grocery Store |
| Acme | 121 E City Ave | Bala Cynwyd | PA | 19004 | Grocery Store |
| Save-A-Lot Store #249 | 101 West Cheltenham Ave | Cheltenham | PA | 19012 | Grocery Store |
| ShopRite of East Norriton | 55 East Germantown Pike | East Norriton | PA | 19401 | Grocery Store |
| ShopRite of Hatfield | 170 Forty Foot Road | Hatfield | PA | 19440 | Grocery Store |
| Whole Foods | 339 East Lancaster Ave | Wynnewood | PA | 19096 | Grocery Store |
| Whole Foods | 500 W. Germantown Pike | Plymouth Meeting | PA | 19462 | Grocery Store |
| Whole Foods | 1210 Bethlehem Pike | North Wales | PA | 19545 | Grocery Store |
| Whole Foods | 1575 The Fairway | Jenkintown | PA | 19046 | Grocery Store |
| Acme | 323 Old York Road | Jenkintown | PA | 19046 | Grocery Store |
| Acme | 200 Blair Mill Road | Horsham | PA | 19044 | Grocery Store |
| Acme | 320 West Dekalb Pike | King of Prussia | PA | 19406 | Grocery Store |
| Acme | 2761 W Ridge Pike | Norristown | PA | 19403 | Grocery Store |
| Acme | 1640 Bethlehem Pike | Flourtown | PA | 19031 | Grocery Store |
| Acme | 1150 Welsh Road | Lansdale | PA | 19446 | Grocery Store |
| Acme | 1825 Limekiln Pike | Dresher | PA | 19025 | Grocery Store |
| ALDI | 2714 Dekalb Pike | East Norriton | PA | 19401 | Grocery Store |
| ALDI | 550 South Trooper Road | Norristown | PA | 19043 | Grocery Store |
| ALDI | 400 Doylestown Road | Lansdale | PA | 19446 | Grocery Store |
| ALDI | 925 Easton Road | Abington | PA | 19001 | Grocery Store |
| ALDI | 297 Armand Hammer Blvd. | Pottstown | PA | 19464 | Grocery Store |
| ALDI | 1023 West County Line Road | Hatboro | PA | 19040 | Grocery Store |
| Redner's Warehouse | 1300 N Charlotte St | Pottstown | PA | 19464 | Grocery Store |
| Giant | 86 Glocker Way | Pottstown | PA | 19465 | Grocery Store |
| Giant | 2450 Chemical Road | Plymouth Meeting | PA | 19462 | Grocery Store |
| Giant | 50 E Wynnewood Road | Wynnewood | PA | 19096 | Grocery Store |
| Giant | 180 Upland Square Dr | Pottstown | PA | 19464 | Grocery Store |

Montgomery County Resources

| | | | | | |
|-------------------------|-----------------------|-----------------|----|-------|---------------|
| SuperFresh | 250 E Lancaster Ave | Wynnewood | PA | 19096 | Grocery Store |
| Landis Supermarket Inc. | 2685 County Line Road | Telford | PA | 18969 | Grocery Store |
| Save-A-Lot Store | 1721 Markley St | Norristown | PA | 19401 | Grocery Store |
| Save-A-Lot Store | 80 Robinson St | Pottstown | PA | 19464 | Grocery Store |
| Wegmans | 1 Village Drive | King of Prussia | PA | 19406 | Grocery Store |
| Wegmans | 500 Montgomery Mall | North Wales | PA | 19454 | Grocery Store |
| Acme | 601 Lancaster Ave | Bryn Mawr | PA | 19010 | Grocery Store |
| Acme | 2880 Bergey Rd #H | Hatfield | PA | 19440 | Grocery Store |
| Acme | 450 Sentry Pkwy | Blue Bell | PA | 19422 | Grocery Store |
| Acme | 2775 W Main St | Norristown | PA | 19403 | Grocery Store |
| Trader Joe's | 112 Coulter Ave | Ardmore | PA | 19003 | Grocery Store |
| Trader Joe's | 1460 Bethlehem Pike | North Wales | PA | 19454 | Grocery Store |

Montgomery County Resources

| Name: Pharmacies / Retail Medicine | Address | Town | State | Zip |
|--|------------------------------|----------------------|--------------|------------|
| CVS | 290 Pottstown Ave | Pennsburg | PA | 18073 |
| Rite Aid | 350 Main St | Pennsburg | PA | 18073 |
| Professional Pharmacy of Pennsburg/Red Hill | 931 Main St | Pennsburg | PA | 18073 |
| Rite Aid | 41 W Broad St | Souderton | PA | 18964 |
| A-1 Pharmacy | 41 W Broad St | Souderton | PA | 18964 |
| CVS | 700 Route 113 | Souderton | PA | 18964 |
| Rite Aid | 741 Route 113 | Souderton | PA | 18964 |
| Rite Aid | 780 Route 113 | Souderton | PA | 18964 |
| CVS | 409 Harleysville Pike | Souderton | PA | 18964 |
| Rite Aid | 1321 Easton Road | Abington | PA | 19001 |
| Delaware Valley Prescription | 1560 Old York Road | Abington | PA | 19001 |
| Abington Pharmacy | 1460 Old York Road | Abington | PA | 19001 |
| Rite Aid | 1441 Old York Road | Abington | PA | 19001 |
| Alliance Pharmacy Co | 1245 Highland Ave | Abington | PA | 1900 |
| Rite Aid | Roslyn Shopping Center | Abington | PA | 19001 |
| CVS | 272 E Butler Ave | Ambler | PA | 19002 |
| Ambler Pharmacy | 129 E Butler Ave | Ambler | PA | 19002 |
| CVS | 890 E Welsh Road | Ambler | PA | 19002 |
| Eric's Rx Shoppe | 649 E Welsh Road | Ambler | PA | 19002 |
| Rite Aid | 1201 N Bethlehem Pike | Ambler | PA | 19002 |
| Broad Axe Pharmacy Inc | 881 W Butler Pike | Ambler | PA | 19002 |
| Rite Aid | 881 W Butler Pike | Ambler | PA | 19002 |
| Med Arbor Pharmacy | 150 Monument Rd | Bala Cynwyd | PA | 19004 |
| Rite Aid | 31 E City Ave | Bala Cynwyd | PA | 19004 |
| Sav-On Pharmacy | 121 E City Ave | Bala Cynwyd | PA | 19004 |
| CVS | 101 W City Ave | Bala Cynwyd | PA | 19004 |
| Pennrx Pharmacy | 301 E City Ave | Bala Cynwyd | PA | 19004 |
| Rite Aid | Rockledge Shopping Center | Huntingdon Valley | PA | 19006 |
| CVS | 670 Welsh Rd | Huntingdon Valley | PA | 19006 |
| Huntingdon Valley Pharmacy | 1051 County Line Road | Huntingdon Valley | PA | 19006 |
| Rite Aid | 785 Huntingdon Pike | Huntingdon Valley | PA | 19006 |
| Medicine Shoppe | 584 Cottman Ave | Cheltenham | PA | 19012 |
| CVS | 45 Cheltenham Ave | Cheltenham | PA | 19012 |

Montgomery County Resources

| | | | | |
|-------------------------------|--------------------------|----------------|----|-------|
| Rite Aid | 1650 Limeclin Pike | Dresher | PA | 19025 |
| Elkins Park Pharmacy | 7901 High School Road | Elkins Park | PA | 19027 |
| Sousan Pharmacy | 8029 Old York Road | Elkins Park | PA | 19027 |
| Walgreens | 1 Yorktown Plaza | Elkins Park | PA | 19027 |
| Ha Eun Pharmacy | 7320 Old York Road | Elkins Park | PA | 19027 |
| Rite Aid | 1401 W Cheltenham Ave | Elkins Park | PA | 19027 |
| Sav-On Pharmacy | 1640 Bethlehem Pike | Flourtown | PA | 19031 |
| Walgreens | 1456 Bethlehem Pike | Flourtown | PA | 19031 |
| Millennium Pharmacy Systems | 110 W Wissahickon Ave | Flourtown | PA | 19031 |
| Chernoff Pharmacy | 501 Edge Hill Road | Glenside | PA | 19038 |
| CVS | 2622 Jenkintown Road | Glenside | PA | 19038 |
| Wesley Pharmacy | 108 S Easton Rd | Glenside | PA | 19038 |
| CVS | 920 Bethlehem Pike | Glenside | PA | 19038 |
| Willits Pharmacy Service | 21 S York Rd | Hatboro | PA | 19040 |
| CVS | 24 S York Rd | Hatboro | PA | 19040 |
| County Line Pharmacy | 25 S York Rd | Hatboro | PA | 19040 |
| Bergman Pharmacy | 255 E County Line Rd | Hatboro | PA | 19040 |
| Rite Aid | Rosemore Shopping Center | Hatboro | PA | 19040 |
| CVS | 314 Horsham Rd | Horsham | PA | 19044 |
| Penna Retried Person Pharmacy | 202 Precision Rd | Horsham | PA | 19044 |
| Ora Pharmacy | 220 Gibraltar Rd | Horsham | PA | 19044 |
| Rite Aid | 200 Blair Mill Rd | Horsham | PA | 19044 |
| Eric's Rx Shoppe | 810 Welsh Rd | Horsham | PA | 19044 |
| CVS | 616 Old York Rd | Jenkintown | PA | 19046 |
| Baederwood Pharmacy | 1585 The Fairway | Jenkintown | PA | 19046 |
| Walgreens | 901 Old York Rd | Jenkintown | PA | 19046 |
| Medicine Shoppe | 400 Huntingdown Pike | Jenkintown | PA | 19046 |
| Babis Pharmacy | 338 Montgomery Ave | Merion Station | PA | 19066 |
| Dake's Drug Store | 201 City Ave | Merion Station | PA | 19066 |
| Rite Aid | 933 Montgomery Ave | Penn Valley | PA | 19072 |
| Rite Aid | 640 Montgomery Ave | Narberth | PA | 19072 |
| Narberth Pharmacy | 220 Haverford Ave | Narberth | PA | 19072 |
| CVS | 2500 W Moreland Rd | Willow Grove | PA | 19090 |
| CVS | 2870 W Moreland Rd | Willow Grove | PA | 19090 |
| Cornerstone Pharmacy | 41 Easton Rd | Willow Grove | PA | 19090 |
| Rite Aid | 3654 Welsh Rd | Willow Grove | PA | 19090 |
| Walgreens | 2727 W Cheltenham Ave | Wyncote | PA | 19095 |

Montgomery County Resources

| | | | | |
|------------------------------|-------------------------|-----------------|----|-------|
| Tepper Pharmacy | 333 E Lancaster Ave | Wynnewood | PA | 19096 |
| Rite Aid | 284 E Lancaster Ave | Wynnewood | PA | 19096 |
| Howard's Pharmacy | 1417 Manoa Rd | Wynnewood | PA | 19096 |
| Havaline Pharmacy Department | 1428 Manoa Rd | Wynnewood | PA | 19096 |
| Walgreens | 100 E Lancaster Ave | Wynnewood | PA | 19096 |
| P& K Pharmacy | 100 E Lancaster Ave | Wynnewood | PA | 19096 |
| La Con's Pharmacy | 1335 Powell St | Norristown | PA | 19401 |
| Rite Aid | 762 E Johnson Hwy | Norristown | PA | 19401 |
| CVS | 701 Dekalb St | Norristown | PA | 19401 |
| Rite Aid | 1864 Markley St | Norristown | PA | 19401 |
| Mario's Sandyhill Pharmacy | 1014 Sandy St | Norristown | PA | 19401 |
| Myers Drug Store | 328 Dekalb St | Norristown | PA | 19401 |
| Rx Sport | 670 W Washington St | Norristown | PA | 19401 |
| Walgreens | 1100 W Main St | Norristown | PA | 19401 |
| CVS | 1200 W Main St | Norristown | PA | 19401 |
| Norriton Square Pharmacy | 55 W Germantown Pike | Norristown | PA | 19401 |
| Walgreens | 3308 Dekalb Pike | Norristown | PA | 19401 |
| Medicine Shoppe | 2113 W Main St | Norristown | PA | 19403 |
| Continuing Care Rx | 2566 Industry Lane | Norristown | PA | 19403 |
| Rite Aid | 2979 W Germantown Pike | Norristown | PA | 19403 |
| Walgreens | 2803 W Main St | Norristown | PA | 19403 |
| Sav-On Pharmacy | 2775 W Main St | Norristown | PA | 19403 |
| Rite Aid | 2674 Egypt Rd | Norristown | PA | 19403 |
| Rite Aid | 1400 W Main St | Norristown | PA | 19403 |
| Walgreens | 699 W Germantown Pike | Norristown | PA | 19403 |
| CVS | 2801 Egypt Rd | Norristown | PA | 19403 |
| Rite Aid | 2826 Audubon Village Dr | Norristown | PA | 19403 |
| Neighborhood Care Pharmacy | 10000 Shannondell Dr | Norristown | PA | 19403 |
| Sav-On Pharmacy | 320 W Dekalb Pike | King of Prussia | PA | 19406 |
| Walgreens | 119 E Dekalb Pike | King of Prussia | PA | 19406 |
| CVS | 312 S Henderson Rd | King of Prussia | PA | 19406 |
| Rite Aid | 160 N Gulph Rd | King of Prussia | PA | 19406 |
| Chapel Family Pharmacy | 120 E Beidler Rd | King of Prussia | PA | 19406 |
| Neighborhood Care Pharmacy | 600 Allendale Rd | King of Prussia | PA | 19406 |
| CVS | 929 Dekalb Pike | Blue Bell | PA | 19422 |
| CVS | 1799 Dekalk Pike | Blue Bell | PA | 19422 |
| Medco Health Solutions | 512 Township Line Rd | Blue Bell | PA | 19422 |

Montgomery County Resources

| | | | | |
|--------------------------|-------------------------|------------------|----|-------|
| Rite Aid | 222 E Main St | Collegeville | PA | 19426 |
| CVS | 130 E Main St | Collegeville | PA | 19426 |
| CVS | 613 Fayette St | Conshocken | PA | 19428 |
| Rite Aid | 200 W Ridge Pike | Conshocken | PA | 19428 |
| King of Prussia Pharmacy | 20 Union Hill Rd | Conshocken | PA | 19428 |
| Evergreen Pharmacy | 1222 Welsh Rd | North Wales | PA | 19454 |
| Rite Aid | 277 Dekalb Pike | North Wales | PA | 19545 |
| Rite Aid | 1210 Bethlehem Pike | North Wales | PA | 19545 |
| Walgreens | 710 N Wales Rd | North Wales | PA | 19545 |
| Walgreens | 120 W Germantown Pike | Plymouth Meeting | PA | 19462 |
| CVS | 500 W Germantown Pike | Plymouth Meeting | PA | 19462 |
| Pharmaserv | 1250 Germantown Pike | Plymouth Meeting | PA | 19462 |
| Medicine Shoppe | 206 N Charlotte St | Pottstown | PA | 19464 |
| Professional Pharmacy | 920 N Charlotte St | Pottstown | PA | 19464 |
| CVS | Schuylkill Road | North Conventry | PA | 19464 |
| Rite Aid | 340 W High St | Pottstown | PA | 19464 |
| CVS | 1883 E High St | Pottstown | PA | 19464 |
| QOL Meds | 11 Robinson St | Pottstown | PA | 19464 |
| Rite Aid | 2217 E High St | Pottstown | PA | 19464 |
| CVS | 1300 North Charlotte St | Pottstown | PA | 19464 |
| CVS | 351 W Schuylkill Rd | Pottstown | PA | 19465 |
| Coventry Square CVS | 558 W Schuylkill Rd | Pottstown | PA | 19465 |
| Rite Aid | 1140 Town Square Rd | Pottstown | PA | 19465 |
| Rite Aid | 820 Main St | Royersford | PA | 19468 |
| Drug Emporium | 314 N Lewis Rd | Royersford | PA | 19468 |
| CVS | 342 N Lewis Rd | Royersford | PA | 19468 |
| Rite Aid | 70 Buckwalter Rd | Royersford | PA | 19468 |
| Sav-On Pharmacy | 31 W Ridge Pike | Royersford | PA | 19468 |
| Walgreens | 30 W Ridge Pike | Royersford | PA | 19468 |
| Rite Aid | 1 W Ridge Pike | Royersford | PA | 19468 |
| CVS | 5 Kugler Rd | Royersford | PA | 19468 |
| CVS | 130 Main St | Schwenksville | PA | 19473 |
| CVS | 1206 Gravel Pike | Schwenksville | PA | 19473 |
| CVS | 4290 Township Line Rd | Schwenksville | PA | 19473 |
| Skippack Pharmacy | Route 73 & 113 | Shippack | PA | 19474 |

Montgomery County Resources

| | | | | |
|------------------|-------------------------|---------------|----|-------|
| Village Pharmacy | 1121 Bethlehem Pike | Spring House | PA | 19477 |
| CVS | 1206 N Gravel Pike | Zieglerville | PA | 19492 |
| CVS | 2000 Swamp Pike | Gilbertsville | PA | 19525 |
| Rite Aid | 1050 E Philadelphia Ave | Gilbertsville | PA | 19525 |

BLANK PAGE

APPENDIX G: STATISTICAL TESTING

Comparison of Bryn Mawr Rehabilitation Hospital CHNA Area to Remainder of SEPA

KEY

NS = not significant

.05 = statistically significant

.01 = very statistically significant

.001 = very highly statistically significant

Green = statistically significantly better than remainder of SEPA

Red = statistically significantly worse than remainder of SEPA

*Age-adjusted variable

Adults

| Health Measure | |
|--|-------------|
| Ever diagnosed with a mental health condition | NS |
| Receive treatment for a mental health condition | NS |
| In excellent, very good, or good health * | .001 |
| In fair or poor health * | .001 |
| Ever diagnosed with asthma * | .001 |
| Ever diagnosed with diabetes* | .001 |
| Ever diagnosed with high blood pressure * | .001 |
| Currently insured (ages 18-64) * | .001 |
| Has a regular source of healthcare | NS |
| Did not fill prescription in past year due to cost* | .001 |
| Did not receive care in past year due to cost* | .05 |
| Looked into buying insurance through healthcare.gov | NS |
| Difficult to find a plan with affordable monthly premiums* | .05 |
| Difficult to find a plan with affordable copays and deductibles* | .05 |
| Overweight (BMI percentile = 25 - 29.9)* | .01 |

| | |
|---|------|
| | |
| Obese (BMI percentile = 30 or higher)* | .01 |
| | |
| Fewer than 4 servings of fruits and vegetables per day* | .001 |
| | |
| Consumed fast food three or more times in past week* | .001 |
| | |
| Fewer than 3 days with 30 minutes of exercise per week in past month* | .01 |
| | |
| Currently smokes cigarettes* | .001 |
| | |
| Tried to quit smoking in past year | NS |
| | |
| Visits to healthcare provider in past year* (1 or more visits) | .001 |
| | |
| Dental visit in past year* | .001 |
| | |
| Low social capital* | .001 |
| | |
| Blood pressure taken in past year* | .05 |
| | |
| Pap test in past year (female)* | .05 |
| | |
| Breast exam in past year (female) | NS |
| | |
| Mammogram in past year (female 40+) | NS |
| | |
| Prostate screening in past year (male 45+)* | .001 |
| | |
| Colonoscopy or sigmoidoscopy in past year (50+) | NS |
| | |

Seniors (65+)

| Health Measure | |
|---|------|
| | |
| In excellent, very good, or good health* | .001 |
| | |
| In fair or poor health* | .001 |
| | |
| Signs of depression (based on 4+ symptoms in 10 point scale)* | .05 |
| | |
| Any ADL limitations | NS |
| | |
| Any IADL limitations* | .05 |
| | |

APPENDIX H: MAJOR TOPIC AREAS

MAJOR TOPIC AREAS:

School Nurse Survey, MLH Physician Survey, Community Meetings, and Town Hall Meeting

School Nurses

This survey asked school nurses to name the top three health problems they saw in the children in their school.

MLH Physicians

Main Line health physicians were asked to name the top issues that they felt impacted the health of their patients, how knowledgeable they felt their patients were about risk factors, how willing patients are to reduce risk factors, what are the barriers to compliance, pediatric health issues, older adult health issues, what are the most important programs that MLH hospitals provide, and do they have sufficient information to direct their patients to these programs.

Community Meetings

Major topic areas for community meetings were the number one health problem in the area for adults, children and seniors; outside factors that most impact health; availability of specific health services for adults, children, and seniors; and communication with underserved populations.

Town Hall Community Meeting

A town hall community meeting was held with the BMRH leadership care team. The discussion outline followed the discussion guide used in the general Community Meetings. Care providers focused on the issues and health needs encountered by their patients. In 2012, BMRH conducted an extensive survey of former outpatients and inpatients. No major findings resulted from the survey.

Any comments on this document should be in writing and sent to the following address:

Community Health Needs Assessment – MLH Hospitals

c/o Marketing and Business Development Office

Main Line Health – Suite 300

240 N. Radnor-Chester Road

Radnor, PA 19087